

# ROGERS PARK 2009 JUVENILE JUSTICE SNAPSHOT

september 2010  
mariame kaba  
project nia  
[project-nia.org](http://project-nia.org)

In September 2009, Project NIA began our quest to find neighborhood specific data about juvenile justice in Chicago. We had no idea that it would take us nearly one year to gather and collect that information.

Those of us who care about issues of juvenile justice in Chicago face a struggle. We lack current, relevant and accessible data that could provide us with a better understanding of the juvenile justice system and serve as a catalyst for social change. It is a truism to say that information and knowledge are power. In Illinois and Chicago, the public is disempowered by an

impenetrable maze of gatekeepers who often do not make information about juvenile justice readily available. This report is the result of hard work, persistence, and an unwillingness to take 'no' for an answer. For the better part of a year, we at Project NIA, asked, requested, asked nicely, cajoled, demanded and then asked again for neighborhood-specific data about juvenile justice in Chicago.

Ultimately, a handful of people provided information and assistance that proved invaluable. It is important that they be properly acknowledged here. They proved to be the exceptions to the rule and we are grateful for their help.

*So, a special thanks to:*

**MICHAEL ROHAN  
& DR. MIQUEL LEWIS**



*with the Cook County Juvenile Probation Department who provided key information to us.*

**OWEN McCARTER**



*with the Transformative Justice Law Project who filed Freedom of Information Acts for us in order to access relevant law enforcement data.*

**JOEY MOGUL**  
& depaul law students



*of the People's Law Office who filed Freedom of Information Acts for us in order to access relevant law enforcement data.*

**ESTHER FRANCO-PAYNE  
EDITH CRIGLER  
ERICA HUGHES  
SHEILA MERRY  
DR. ANTHONY RADEN  
CARMEN CASAS**



*provided encouragement and key information about the broader juvenile justice system in Illinois & Cook County.*

In the following pages of this report, you will better understand the juvenile justice landscape for youth in Rogers Park. We plan to create a similar report for the North Lawndale community once we receive the information that we have requested. Finally, in November 2010, Project NIA will launch a website called [chicagoyouthjustice.com](http://chicagoyouthjustice.com) to provide user-friendly and accessible information about juvenile justice in Chicago to the broader public. Keep your eyes open for the announcement of the website launch!

Any questions about this report can be directed to me at [mariame@project-nia.org](mailto:mariame@project-nia.org). For more information about Project NIA and our work, please visit our website at [www.project-nia.org](http://www.project-nia.org).

Up until January 2010, in Illinois, seventeen-year olds were tried as adults. Now seventeen year olds charged with a misdemeanor are prosecuted in the Juvenile Court.

THIS CHANGE WILL  
BE REFLECTED IN  
2010 JUVENILE  
JUSTICE DATA.

# 24<sup>th</sup> DISTRICT (rogers park) JUVENILE ARRESTS 2009

According to the Illinois Criminal Justice Authority, in calendar year 2007, "48,065 arrests of youth were entered into Illinois' computerized criminal history record (CCH) system." 58% of those arrests were of black youth and 78% were of males. The number of Latino and Asian youth arrests is unknown. Currently, police districts are not mandated to report misdemeanor arrests to the CCH system. Reporting is voluntary. In 2008, there were 47,068 arrests of youth reported (Illinois Criminal History Record Information System). At the time of this report, 2009 statewide youth arrest data was unavailable.

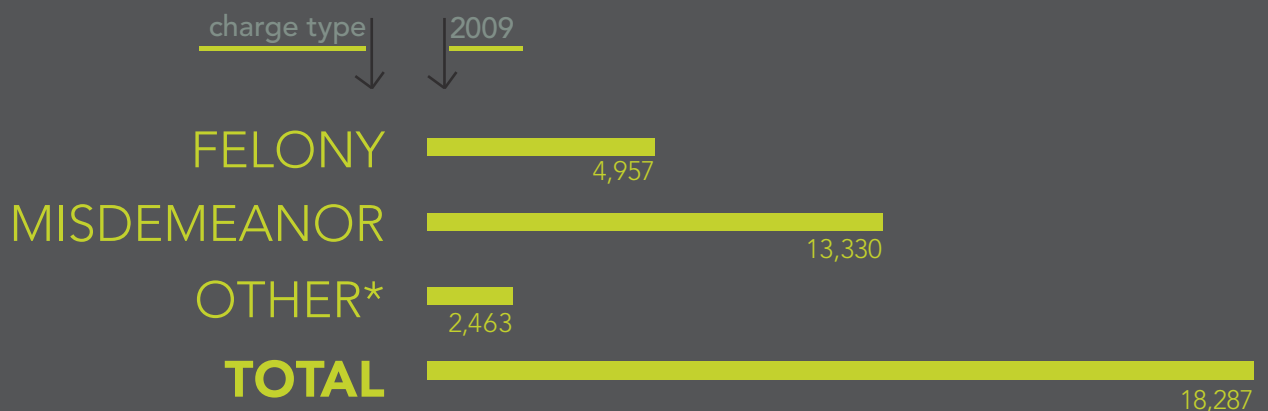
According to the Chicago Police Department, in the city of Chicago, there were 18,287 arrests of youth 16 and under in 2009.

# ARRESTS : 2009

## CITY OF CHICAGO

### PERSONS 16 AND UNDER

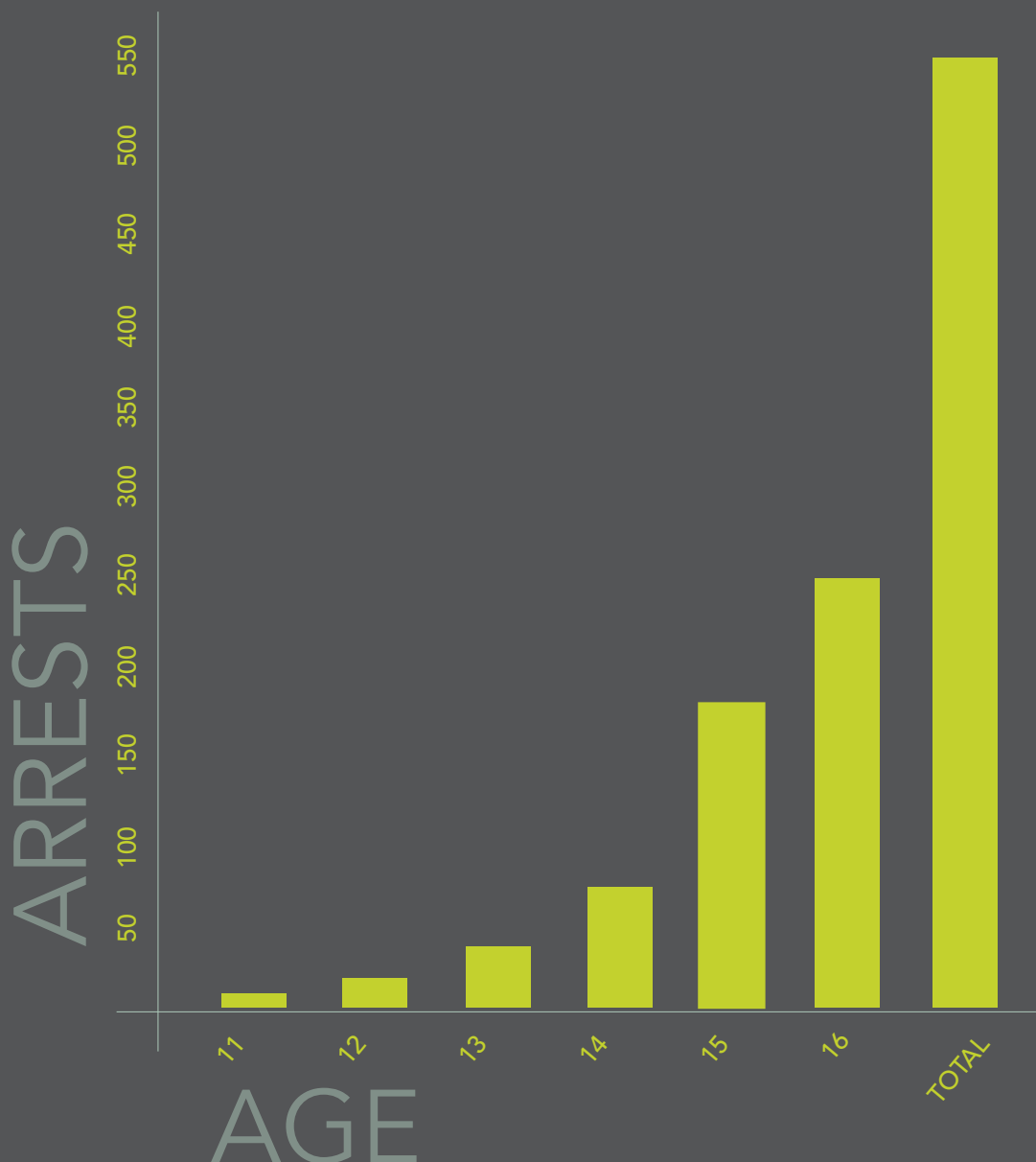
Source: CLEAR DWH query on 19 January 2010



\*"Other" includes local ordinances, petty offenses, and business offenses.

# JUVENILE ARRESTS IN DISTRICT 24 BY AGE

In 2009, there were 546 arrests of youth ages 10-16 reported in the 24th district; 16 years olds made up the largest share of these arrests (245).



# JUVENILE ARRESTS IN DISTRICT 24 BY RACE

The vast majority of youth arrested in the 24th district were African American (401).



Source: CLEAR DWH query on 25 May 2010

# JUVENILE ARRESTS

## DISPOSITION FOR DISTRICT 24

The majority of youth arrested in the 24th district were referred to court.

<u>description</u>	<u>2009</u>
DETAINED	73
FORMAL ADJUSTMENT	19
INFORMAL ADJUSTMENT	97
REFERRED TO COURT	318
DIVERSION PROGRAMS	0
TOTAL	507



# JUVENILE ARRESTS

## IN DISTRICT 24 BY FBI CRIME CODE

<u>description</u> ↓	<u>2009</u> ↓
UNAVAILABLE/INCOMPLETE	1
AGGRAVATED ASSAULT (INDEX)	11
AGGRAVATED BATTERY (INDEX)	17
ARSON (INDEX)	1
BURGLARY (INDEX)	18
CRIMINAL SEXUAL ASSAULT (INDEX)	2
DISORDERLY CONDUCT (INDEX)	70
DRUG ABUSE VIOLATIONS	70
FRAUD	1
GAMBLING	5
LARCENY - THEFT (INDEX)	61
LIQUOR LAWS	8
MISCELLANEOUS MUNICIPAL CODE VIOLATIONS	5
MISCELLANEOUS NON-INDEX OFFENSES	70
MOTOR VEHICLE THEFT (INDEX)	16
ROBBERY (INDEX)	37
SEX OFFENSE - CRIMINAL SEXUAL ABUSE	1
SIMPLE ASSAULT	14
SIMPLE BATTERY	78
TRAFFIC VIOLATIONS	1
VANDALISM	21
WARRANT ARRESTS	22
WEAPONS	16
TOTAL	546

# 2009 COOK COUNTY ARRESTS RESULTING IN DETENTION FOR 8 COMMUNITIES BY RACE

There were 152 arrests of Rogers Park youth that resulted in detention in 2009 according to information obtained through the juvenile court. The discrepancy between the numbers of arrests resulting in detention between the 24th district and the court can be explained by two major factors.

	AFRICAN AMERICAN	ASIAN	LATINO	WHITE	OTHER	TOTAL
AUSTIN	351		5	1		357
ENGLEWOOD	498		4			502
HUMBOLT PARK	189		95	4		288
LITTLE VILLAGE, NORTH LAWNGDALE, & PILSEN	170		78	5	1	254
<b>ROGERS PARK</b>	<b>120</b>	<b>3</b>	<b>22</b>	<b>7</b>		<b>152</b>
SO. SHORE/SO. CHICAGO	293		26	2		321
<b>8 COMMUNITIES TOTAL</b>	<b>1621</b>	<b>3</b>	<b>230</b>	<b>19</b>	<b>1</b>	<b>1874</b>
<b>% TOTALS</b>	<b>86%</b>		<b>12%</b>	<b>1%</b>	<b>1%</b>	<b>100%</b>

#1 rogers park  
youth can be  
arrested in other  
districts besides  
their home ones

#2 the court has the  
benefit of being  
able to gather  
more data and  
information on  
youth including  
identifying their  
home addresses

# 2009 COOK COUNTY ARRESTS RESULTING IN DETENTION FOR 8 COMMUNITIES BY GENDER

	MALE	FEMALE	TOTAL
AUSTIN	343	14	357
ENGLEWOOD	484	38	502
HUMBOLT PARK	274	14	288
LITTLE VILLAGE, NORTH LAWDALE, & PILSEN	237	17	254
<b>ROGERS PARK</b>	<b>145</b>	<b>7</b>	<b>152</b>
SO. SHORE/SO. CHICAGO	293	28	321
<b>8 COMMUNITIES TOTAL</b>	<b>1756</b>	<b>118</b>	<b>1874</b>
<b>% TOTALS</b>	<b>94%</b>	<b>6%</b>	<b>100%</b>

# ZIP CODES DRIVING ADMISSIONS TO THE DETENTION CENTER 2009

AUSTIN	→	60644 (176) 60651 (70) 60624 (31)
ENGLEWOOD	→	60636 (162) 60621 (161) 60609 (30) 60620 (25)
HUMBOLT PARK	→	60639 (107) 60651 (76) 60644 (27)
LITTLE VILLAGE, NORTH LAWNSDALE, & PILSEN	→	60623 (153) 60624 (14) 60644 (13)
ROGERS PARK	→	60626 (51) 60645 (36)
SO. SHORE/SO. CHICAGO	→	60617 (144) 60649 (53) 60619 (27)

# MINORS ON PROBATION IN COOK COUNTY BY GENDER 2009

In 2009, Rogers Park had 61 minors on probation. There were 44 African American youth, 13 Latino youth, 3 white and 3 Asian youth on probation.

	MALE	FEMALE	TOTAL
AUSTIN	116	2	118
ENGLEWOOD	219	7	226
HUMBOLT PARK	139	5	144
LITTLE VILLAGE, NORTH LAWNSDALE, & PILSEN			208
<b>ROGERS PARK</b>	<b>51</b>	<b>10</b>	<b>61</b>
SO. SHORE/SO. CHICAGO	137	17	154
<b>8 COMMUNITIES TOTAL</b>			<b>850</b>

In the following pages, you will find a map of Rogers Park, along with maps that provide key information about the number of "disconnected youth " in Chicago as well as the poverty levels in the city. These maps and data are intended to help provide a fuller context about where youth in Rogers Park rank compared to their peers in other communities. All of the information is based on 2009 data.

Disconnected youth are youth ages 16-19 who are not attending school or working.

# APPENDIX



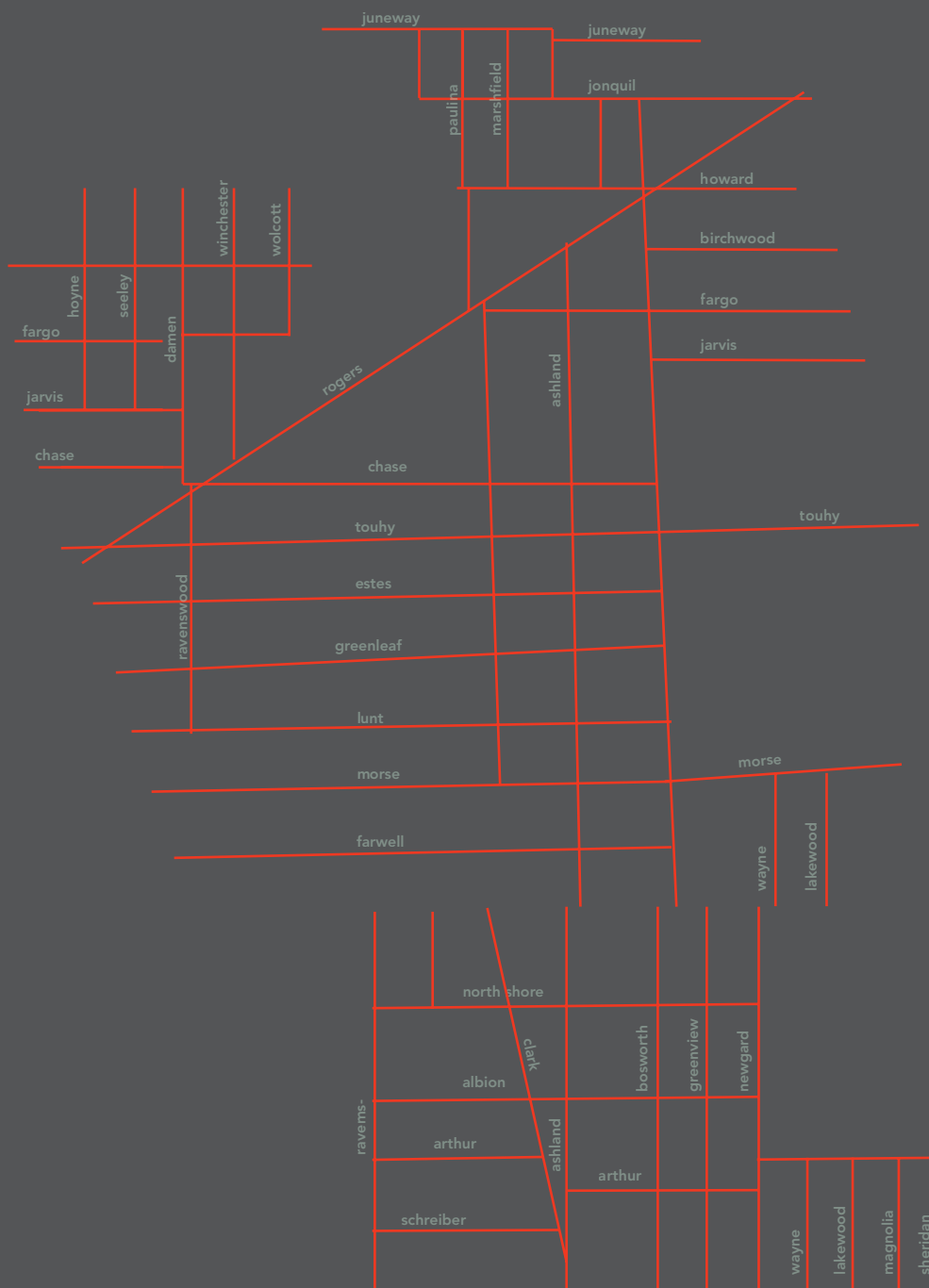
# YOUTH AGES 10-16 : COOK COUNTY, IL SEX BY RACE POPULATION ESTIMATES 2008

In 2008, it is estimated that there were 1,234,319 youth ages 10-16 in Illinois.

	WHITE	BLACK	AMERICAN INDIAN	ASIAN	TOTAL
MALE	158,551	82,487	1,533	12,987	255,558
FEMALE	150,110	80,598	1,560	12,568	244,836
% TOTALS	308,661	163,085	3,093	25,555	500,394

Of this total, 147,448 are classified as of Hispanic Origin.

# ROGERS PARK



# DISCONNECTED YOUTH AGES 16-19

community ↓ area ↓

LEGEND:  
community areas  
number of disconnected youth  
ages 16-19

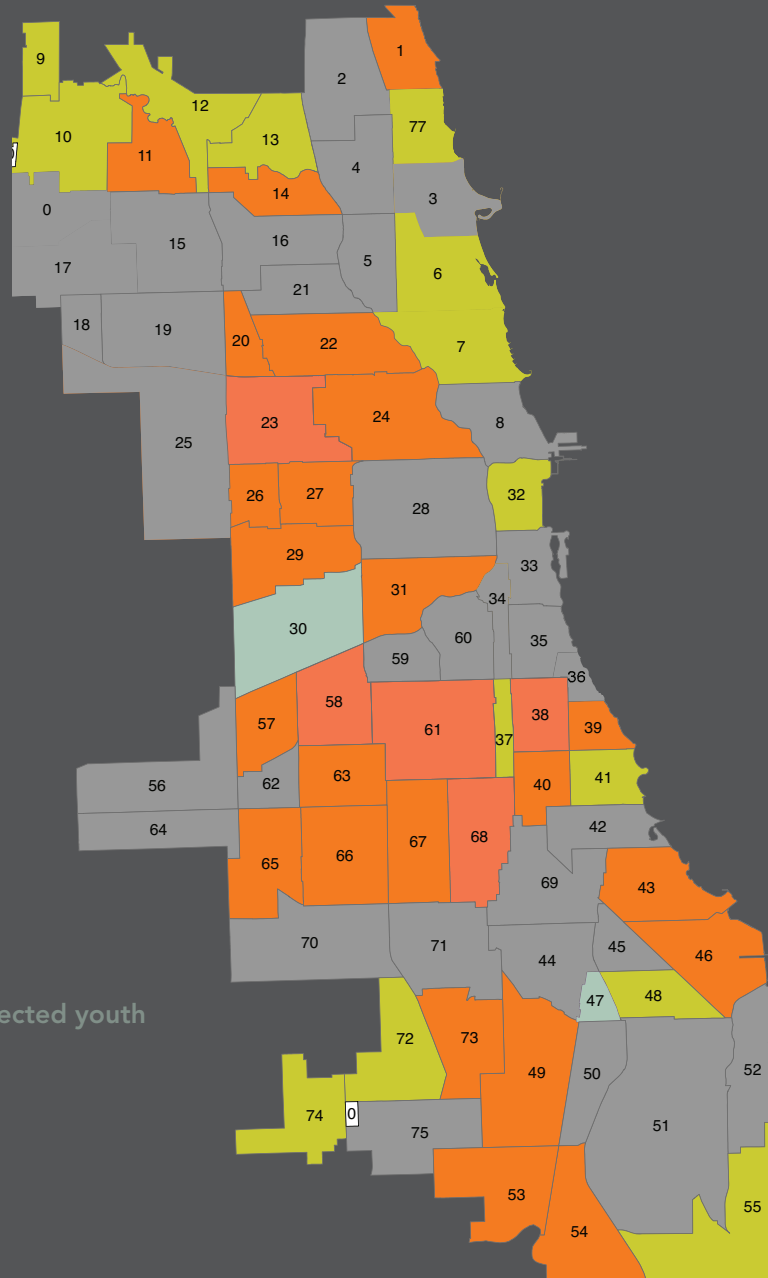


OUT OF CITY	0
ROGERS PARK	1
WEST RIDGE	2
UPTOWN	3
LINCOLN SQUARE	4
NORTH CENTER	5
LAKE VIEW	6
LINCOLN PARK	7
NEW NORTH SIDE	8
EDISON PARK	9
NORWOOD PARK	10
JEFFERSON PARK	11
FOREST GLEN	12
NORTH PARK	13
ALBANY PARK	14
PORTAGE PARK	15
IRVING PARK	16
DUNNING	17
MONTCLARE	18
BELMONT CRAGIN	19
HERMOSA	20
AVONDALE	21
LOGAN SQUARE	22
HUMBOLT PARK	23
WEST TOWN	24
AUSTIN	25
WEST GARFIELD PARK	26
EAST GARFIELD PARK	27
NEAR WEST SIDE	28
NORTH LAWNDALE	29
SOUTH LAWNDALE	30
LOWER WEST SIDE	31
LOOP	32
NEAR SOUTH SIDE	33
ARMOUR SQUARE	34
DOUGLAS	35
OAKLAND	36
FULLER PARK	37
GRAND BOULEVARD	38
KENWOOD	39
WASHINGTON PARK	40
HYDE PARK	41
WOODLAWN	42
SOUTH SHORE	43
CHATHAM	44
AVALON PARK	45
SOUTH CHICAGO	46
BURNSIDE	47
CALUMET HEIGHTS	48
ROSELAND	49
PULLMAN	50
SOUTH DEERING	51
EAST SIDE	52
WEST PULLMAN	53
RIVERDALE	54
HEGEWISCH	55
GARFIELD RIDGE	56
ARCHER HEIGHTS	57
BRIGHTON PARK	58
MCKINLEY PARK	59
BRIDGEPORT	60
NEW CITY	61
WEST WILSON	62
GAGE PARK	63
CLEARING	64
WEST LAWN	65
CHICAGO LAWN	66
WEST ENGLEWOOD	67
ENGLEWOOD	68
GREATER GRAND CROSSING	69
ASHBURN	70
AUBURN GRESHAM	71
BEVERLY	72
WASHINGTON HEIGHTS	73
MOUNT GREENWOOD	74
MORGAN PARK	75
OHARE	76
EDGEWATER	77

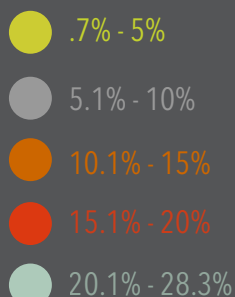
# PERCENTAGE OF DISCONNECTED YOUTH AGES 16-19

community

area



LEGEND:  
community areas  
percent of disconnected youth  
ages 16-19

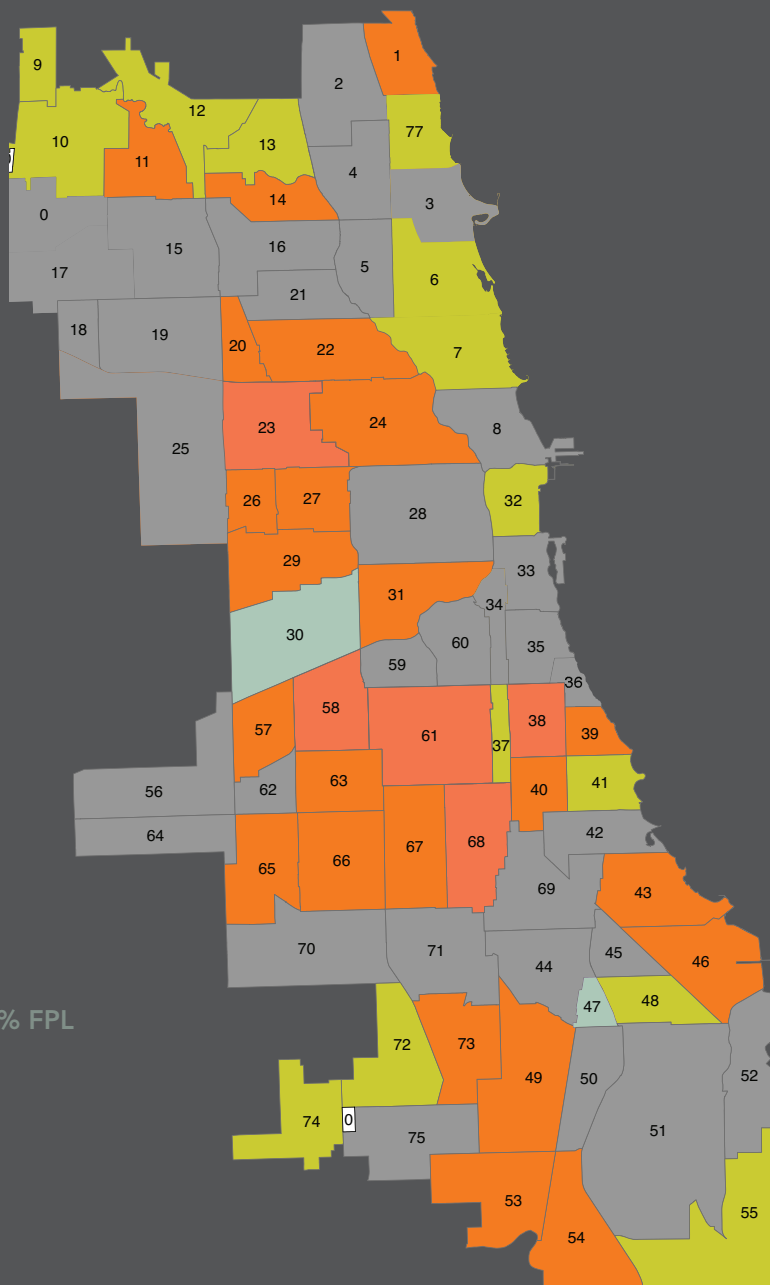


OUT OF CITY	0
ROGERS PARK	1
WEST RIDGE	2
UPTOWN	3
LINCOLN SQUARE	4
NORTH CENTER	5
LAKE VIEW	6
LINCOLN PARK	7
NEW NORTH SIDE	8
EDISON PARK	9
NORWOOD PARK	10
JEFFERSON PARK	11
FOREST GLEN	12
NORTH PARK	13
ALBANY PARK	14
PORTAGE PARK	15
IRVING PARK	16
DUNNING	17
MONTCLARE	18
BELMONT CRAGIN	19
HERMOSA	20
AVONDALE	21
LOGAN SQUARE	22
HUMBOLT PARK	23
WEST TOWN	24
AUSTIN	25
WEST GARFIELD PARK	26
EAST GARFIELD PARK	27
NEAR WEST SIDE	28
NORTH LAWNDALE	29
SOUTH LAWNDALE	30
LOWER WEST SIDE	31
LOOP	32
NEAR SOUTH SIDE	33
ARMOUR SQUARE	34
DOUGLAS	35
OAKLAND	36
FULLER PARK	37
GRAND BOULEVARD	38
KENWOOD	39
WASHINGTON PARK	40
HYDE PARK	41
WOODLAWN	42
SOUTH SHORE	43
CHATHAM	44
AVALON PARK	45
SOUTH CHICAGO	46
BURNSIDE	47
CALUMET HEIGHTS	48
ROSELAND	49
PULLMAN	50
SOUTH DEERING	51
EAST SIDE	52
WEST PULLMAN	53
RIVERDALE	54
HEGEWISCH	55
GARFIELD RIDGE	56
ARCHER HEIGHTS	57
BRIGHTON PARK	58
MCKINLEY PARK	59
BRIDGEPOK	60
NEW CITY	61
WEST WILSON	62
GAGE PARK	63
CLEARING	64
WEST LAWN	65
CHICAGO LAWN	66
WEST ENGLEWOOD	67
ENGLEWOOD	68
GREATER GRAND CROSSING	69
ASHBURN	70
AUBURN GRESHAM	71
BEVERLY	72
WASHINGTON HEIGHTS	73
MOUNT GREENWOOD	74
MORGAN PARK	75
OHARE	76
EDGEWATER	77

# PERCENTAGE OF FAMILIES BELOW 100% FEDERAL POVERTY LEVEL

community

area



LEGEND:  
community areas  
percent below 100% FPL  
ages 16-19

- 1.5% - 10%
- 10.1% - 20%
- 20.1% - 30%
- 30.1% - 40%
- 40.1% - 54%



OUT OF CITY	0
ROGERS PARK	1
WEST RIDGE	2
UPTOWN	3
LINCOLN SQUARE	4
NORTH CENTER	5
LAKE VIEW	6
LINCOLN PARK	7
NEW NORTH SIDE	8
EDISON PARK	9
NORWOOD PARK	10
JEFFERSON PARK	11
FOREST GLEN	12
NORTH PARK	13
ALBANY PARK	14
PORTAGE PARK	15
IRVING PARK	16
DUNNING	17
MONTCLARE	18
BELMONT CRAGIN	19
HERMOSA	20
AVONDALE	21
LOGAN SQUARE	22
HUMBOLT PARK	23
WEST TOWN	24
AUSTIN	25
WEST GARFIELD PARK	26
EAST GARFIELD PARK	27
NEAR WEST SIDE	28
NORTH LAWNDALE	29
SOUTH LAWNDALE	30
LOWER WEST SIDE	31
LOOP	32
NEAR SOUTH SIDE	33
ARMOUR SQUARE	34
DOUGLAS	35
OAKLAND	36
FULLER PARK	37
GRAND BOULEVARD	38
KENWOOD	39
WASHINGTON PARK	40
HYDE PARK	41
WOODLAWN	42
SOUTH SHORE	43
CHATHAM	44
AVALON PARK	45
SOUTH CHICAGO	46
BURNSIDE	47
CALUMET HEIGHTS	48
ROSELAND	49
PULLMAN	50
SOUTH DEERING	51
EAST SIDE	52
WEST PULLMAN	53
RIVERDALE	54
HEGEWISCH	55
GARFIELD RIDGE	56
ARCHER HEIGHTS	57
BRIGHTON PARK	58
MCKINLEY PARK	59
BRIDGEPARK	60
NEW CITY	61
WEST WILSON	62
GAGE PARK	63
CLEARING	64
WEST LAWN	65
CHICAGO LAWN	66
WEST ENGLEWOOD	67
ENGLEWOOD	68
GREATER GRAND CROSSING	69
ASHBURN	70
AUBURN GRESHAM	71
BEVERLY	72
WASHINGTON HEIGHTS	73
MOUNT GREENWOOD	74
MORGAN PARK	75
OHARE	76
EDGEWATER	77

**project NIA**  
rogers park juvenile  
justice snapshot  
**2009**

designer:  
**jennifer wisniewski**  
[jenniferwisniewski.net](http://jenniferwisniewski.net)