

ESSA – Eureka Springs School of the Arts 2012 Art Workshops

Register today.

www.ESSA-ART.com

For more information call: 479.253.5384

info@ESSA-ART.com

EUREKA SPRINGS SCHOOL of the ARTS

ESSA

A National Treasure in the Natural State

ESSA-ART.com

A National Treasure in the Natural State

ESSA is celebrating our Fourteenth anniversary in 2012



WE BRING GOOD NEWS! In these challenging times, our students, instructors, friends, neighbors and supporters like you have encouraged ESSA to grow, to outreach, to experiment and to represent ART in many brand new venues. While Not-for-Profit support, in general, has been lower, corporate and personal support have increased more than offsetting the challenges of public funding.

THANK YOU! On behalf of our Board of Directors — Elise Roenigk, Lucilla Garrett, Suzanne Tourtelot, Steve Roberson, Doug Stowe, David McKee, Eleanor Lux, Mary Springer, Charles Edwards, Pam Davenport, Sandra Templeton, Jeanelle Ash, Daren Guillory, Judy Jones, Larry Wagner, our incredible staff and talented volunteers, I want to thank each of you for the success we have enjoyed in 2011 and share with you our plans for 2012.

During 2011 ESSA inaugurated many programs specifically designed to give everyone the opportunity to explore, enhance and pursue their creative spirit. A few highlights include: E-newsletter, Workshop offerings, seven days/week programming from April - November, Open Studios to permit continued learning within our studios on weekends, The New Campus Gallery Revolving Art Exhibits, Creative Problem Solving and Corporate Incentive programming, Weekend Working Artist Exhibitions (applications now available) – Taste of Art, Encore Workshops, and two brand new Art Awareness Events —

The ESSA Fine Art Show + Sale and The SHAMELESS SEQUIN SOIREE.

IN 2012, ESSA is equally ambitious. Collaboration with community partners is high on our list. ESSA is working closely with The City of Eureka Springs, CAPC, Chamber of Commerce, Crystal Bridges Museum, CICA Symphony, Opera in the Ozarks and many others in developing collaborative and collective programming for all of the arts in 2012. Eighty Workshops are planned along with multiple Special Event offerings including “Coming to the Table (Boston)”, The City of Joplin One Year Celebration, CICA International Symphony Events, Campus planning and others. And we now are developing a planned giving program for our sustained programming and facility growth.

A NATIONAL TREASURE in the NATURAL STATE — In 2012 ESSA is implementing our national campus growth plan designed to place us in the Top Ten Creative Art Schools in the United States. That plan will include marketing, fund development, national programs and instructors, and ultimately, the phased construction of new campus facilities allowing us to ultimately expand our outreach internationally.

Looking even further forward, with your continued support and stewardship, ESSA will continue to achieve great things. We cannot do it alone and look forward to your active and frequent participation in workshops, planning, programming, and the pursuit of excellence. I wish each of you well in 2012 and look forward to working with you as we grow our mission.

Roger Muterspaugh, CEO
ESSA — Eureka Springs School of the Arts
A National Treasure in the Natural State

Support for ESSA is provided, in part, by the Arkansas Arts Council, an agency of the Department of Arkansas Heritage and the National Endowment of the Arts. ESSA is an IRS 501(c)(3) nonprofit organization. Donations are tax deductible to the extent as allowed by law.



Program at a Glance

ESSA 2011 Sessions by Medium	3-4
Two-Dimensional	5-7
Fiber Art	8-9
Instructor's Gallery	10-11
Clay and Glass	12-13
Metal	14-15
Wood	16
Youth Art Workshops	17
Important Workshop Information	18
Registration Form	19
ESSA Calendar of Events	20



Ozark Hills Behind ESSA – by Edward Robinson

SPECIAL PROGRAM EVENTS

Marketing for the Professional Artist Series

One Day Seminars/Spring & Fall, 9am-4pm
Tuition: \$99 (includes complimentary lunch)

Building a Successful Career as an Artist

A one-day seminar with to help you get your career as an artist on track. Learn from successful artists who will share their insights into what it really takes to make a comfortable living as a professional artist. Share your successes with others.

Building Your Own Web Site

Learn the required elements of a captivating website. Master your online presence and watch your art business grow!

Designing Your Brochures and Rack Cards

Have you ever been to an exhibit and couldn't resist picking up a brochure with more info on the featured artist? What grabbed your attention and made you want to learn more about that individual and their art? Find the answers to these questions and much more in this informative seminar.

ESSA 2012 SESSIONS BY MEDIUM

SESSION	TWO-DIMENSIONAL	FIBER ART	CLAY	GLASS	METALS	WOOD
Session 1 (April 2-8)	Ariston Jacks Expressive Drawing	Jill Choate Antler Basketry	*	Cheri Bohn Stained Glass	Lyla Allison Beginning Metalsmithing	
Session 2 (April 9-15)	Rebecca J. Becker Pastel Mastery	Victoria Marshall Art & Craft Paper Beadmaking				
Session 3 (April 16-22)						
Session 4 (April 23-29)	Marketing Workshops (April 25)					
Session 5 (April 30-May 6)						
Session 6 (May 7-13)					Wayne Summerhill Metal Sculpture	
Session 7 (May 14-20)						
Session 8 (May 21-27)						
Session 9 (May 28-June 3)	Denise Ryan Acrylic Painting Edward Robison Digital Photography	Eleanor Lux Beadwork		Suzy Hendrix Fused Glass		
Session 10 (June 4-10)	Marilyn Garber Botanical Painting Junanne Peck – Encaustics	Mary Patrick Basketweaving	Christy Carlisle Art in the Garden		Bob Patrick Blacksmithing	Paul Pitt Wooden Flutes
Session 11 (June 11-17)	John Well-Off-Man Woodcut/Linocut Combo		Christy Carlisle Raku Firing	Ed Pennebaker Blown Glass	Bill Derrevere (June 15-17) Pewter & Alabaster	
Session 12 (June 18-24)	David Tripp Plein Air Watercolor Marlene Gremillion Watercolor Miniatures Cedar Kindy – Life Drawing		Terry Russell Introduction to Wheel Throwing		Lyla Allison Beginning Metalsmithing	Beth Ireland and Jennifer Moller "Come to the Table Project"
Session 13 (June 25-July 1)	K. Michael Crawford Comic Book Art-Youth	Eleanor Lux Off Loom Weaving		Doug Powell Glass Beadmaking		Steve Palmer Beginning Furniture Design
Session 14 (July 2-8) July 4th Celebration at ESSA	K. Michael Crawford Illustration of a Children's Book John Willer Acrylic Painting			Pam Stern Carving & Painting Porcelain Beads	RuAnn Ewing Mixed Media Jewelry	
Session 15 (July 9-15) Youth Workshops	Denise Ryan Acrylic Painting	Ralph Wilson Shrine Art			Adrian Frost Eco-Art	
Session 16 (July 16-22)		Valerie Damon – 3 day (July 18-20) Shaman Doll Making			Lyla Allison Intermediate Metalsmithing	
Session 17 (July 23-29)	Jan Brieschke Abstract Watercolor			Brenda Benson Fritt Painting/ Lampmaking	Rhonda Hobbs Advanced PMC	Doug Stowe Building Small Cabinets

*A list of workshops are updated regularly at www.ESSA-ART.com

REGISTER ONLINE www.ESSA-ART.com or CALL: 479.253.5384

ESSA 2012 SESSIONS BY MEDIUM - CONTINUED

SESSION	TWO-DIMENSIONAL	FIBER ART	CLAY	GLASS	METALS	WOOD
Session 18 (July 30-Aug. 5)	*	Dolph Smith Bookmaking			Judy Lee Carpenter Advanced Metalsmithing	
Session 19 (Aug. 6-12)	Sean Fitzgibbon Drawing/Narrative Art	Louise Halsey Weaving for an Adult & Child			Judy Lee Carpenter Metalsmithing for Seniors	
Session 20 (Aug. 13-19)	Jody Stephenson Oil Painting	Leandra Spangler Hand Papermaking: Experimentation & Exploration				
Session 21 (Aug. 20-26)						
Session 22 (Aug. 27-Sept. 2)						
Session 23 (Sept. 3-9)						
Session 24 (Sept. 10-16)					Rachel Sims Amulet Bracelet	
Session 25 (Sept. 17-23)					Rachel Sims Beads to Bracelets	
Session 26 (Sept. 24-30)					Janice Bowden Wire Jewelry Art	
Session 27 (October 1-7)						
Session 28 (October 8-14)	Richard Stephens Painting in Watercolor Gary Simmons Life Drawing				Genevieve Flynn Etching & Enameling	
Session 29 (October 15-21)						
Session 30 (October 22-28) Mad Hatter Ball (October 26)						
Session 31 (Oct. 29-Nov. 4)						
Session 32 (Nov. 5-11)						
Session 33 (Nov. 12-18)	Marketing Workshops (Nov. 14)					
Session 34 (Nov. 19-25)						

*A list of workshops are updated regularly at www.ESSA-ART.com

REGISTER ONLINE www.ESSA-ART.com or CALL: 479.253.5384

TWO-DIMENSIONAL WORKSHOPS



SESSION ONE/April 2-6

Ariston Jacks

Neo Expressive Drawing

All Levels

Studio

5-Day Workshop (9am-4pm)

Tuition: \$275 Materials: \$50

Learn Ariston's unique method of drawing by using unconventional mark making as well as the painting process re-appropriated as drawing. The workshop will involve using one's innate sense of line, form, and color to produce works that possess aesthetic quality. This process is guaranteed to revive your images with expressive confidence.

Ariston Jacks' (Little Rock, AR) images serve as collages that combine ancient African culture, and the social phenomena of the 21st century. Ariston earned a MA degree in Studio Painting from the University of Arkansas at Little Rock and has taught art at the University of Pine Bluff. He is currently the Art Coordinator for the Creative Expressions Program for the State of Arkansas. www.aristonjacks.com

SESSION TWO/April 9-11

Rebecca J. Becker

Pastel Mastery

All Levels

Studio

3-Day Workshop (9am-4pm)

Tuition: \$165 Materials: \$30

Discover alternative techniques in pastel using examples by 18th century pastel masters Jean Etienne Liotard and Maurice-Quentin de la Tour. Exploration of their masterful portraits, handling of fabric and form, and nuances of skin tone will produce realistic and convincing renditions of human subjects. Students will have ample opportunity to apply and begin to master the techniques observed in Liotard and La Tour's work.

Rebecca J. Becker (Eureka Springs, Arkansas) is an award-winning pastel artist, formerly on the faculty of Lewis and Clark College where she won Professor of the Year Award. She has also taught at the School of the Art Institute of Chicago and Northwestern University. Her work may be viewed at The Prospect Gallery in Eureka Springs. www.theprospectgallery.com

SESSION THREE

SESSION FOUR

SESSION FIVE

SESSION SIX

SESSION SEVEN

SESSION EIGHT

* Updates at www.ESSA-ART.com

SESSION NINE/May29-June 1

Edward C. Robison

Digital Photography

Beginners/Amateur

Studio & Outdoor Field Work

4-Day Workshop (1pm-8pm)

Tuition : \$220 Materials: \$50

Master the techniques of digital photography from the photographer's viewpoint as you create quality photographs. A comprehensive overview of digital photography will be presented with all aspects from resolution to aperture to printing. This class will be geared to the beginner as well as the amateur photographer. Classroom instruction will be supplemented with hands-on outdoor field work in the scenic Ozark Mountains.

Edward Robison (Eureka Springs, Arkansas) received his Bachelors of Fine Art in Photography from the Kansas City Art Institute in Kansas City, Missouri. He has worked as a photographer for the Nelson-Atkins Museum of Art, Bass Pro Shops, Big Cedar Lodge, and Dogwood Canyon. His work is featured in the Sacred Earth Gallery, the Sierra Club calendar and online at www.ecr3.com

SESSION NINE/May 29-June 1

Denise Ryan

Acrylic Painting

All levels

Studio

4-Day Workshop (9am-4pm)

Tuition: \$220

Materials: Instructor List will be provided

Students will be introduced to three basic techniques in the use of acrylic paint. The workshop will cover realism (2 days), abstraction(one day), and painting with a knife(one day) with the intent of providing the student with a foundation to further their education in painting.

Denise Ryan (Eureka Springs, AR) has a Master's degree in Fine Art with a major in Painting and a minor in Art History She has been painting for forty years and loves to share what she has learned. www.deniseryanart.com

SESSION TEN/June 4-June 8

Marilyn A. Garber

Introduction to Botanical Painting

All Levels

Studio

5-Day Workshop (9am-4pm)

Tuition: \$275 Materials: \$60

Learn the techniques used in the traditional British style of botanical watercolor. Using a limited palette of primary colors, you'll learn how to mix beautiful colors. Flat washes, graded washes and dry brush techniques will be used. Our subjects will include fruits or simple flowers.

Marilyn Garber is founder of the Minnesota School of Botanical Art (est. 2001) and past President of the American Society of Botanical Artists. Her work has been exhibited in London, Germany, Thailand, and throughout the United States. www.minnesotaschoolofbotanicalart.com



*A list of workshops are updated regularly at www.ESSA-ART.com

REGISTER ONLINE www.ESSA-ART.com or CALL: 479.253.5384

TWO-DIMENSIONAL WORKSHOPS - CONTINUED

SESSION TEN/June 4-8

Junanne Peck

Hot Wax Cool Art Encaustics

All Levels

5-Day Workshop (9am-4pm)

Tuition: \$275 Materials: \$50

Encaustic paintings are created using molten, pigmented waxes. (The name comes from the Greek, "enkaion", meaning "to burn into" or (to expose to the fire".) The artist acts swiftly taking advantage of the liquid properties of the wax to spread and layer the colors, using a variety of tools and working on heavy paper, canvas, board, or other material. The result is glossy, often textured, and richly-coloured art work.

Junanne Peck (Fort Worth, Texas) is an interdisciplinary artist, with printmaking as her primary art form. She is a seasoned educator and Teaching Artist in the Dallas-Fort Worth area. Junanne Peck is a TXO artist (Texas original artist) selected by the Texas Commission on the Arts. Her works are featured in solo and invitational exhibits. www.mac.com/junannepeck

SESSION ELEVEN/June 11-15

John Well-Off-Man

Basic Printmaking

All levels

Studio

5-day Workshop (9am-4pm)

Tuition: \$275 Materials: \$25

Students will learn a variety of printmaking techniques, including relief printmaking (linocuts). The step-by-step instruction will cover composition, safety rules, carving techniques, ink preparation, and press operation.

John Well-Off-Man (Bentonville, Arkansas) studied printmaking at the Institute of American Indian Arts, Santa Fe, New Mexico, and received his M.A. in Fine Arts, Integrated Arts and Education from the University of Montana, Missoula, Montana. www.welloffman.com



SESSION TWELVE/June 18-22

David Tripp

Plein Aire Watercolor Painting

All Levels

Field

5-Day Workshop (9am-4pm)

Tuition: \$275 Materials: \$50

For a week we will create on-site watercolors of historic and charming Eureka Springs en plein air. We will explore the beautiful landscape of the Ozarks from the Belle of the Ozarks cruise boat. In addition, we will also visit the wildlife at Turpentine Creek to catch the "big cats" in plein air. We will explore using a reduced palette, intense colors, and techniques including pouring, masking, scraping, and salt texturing. Subjects will include architecture, landscape, flowerbeds, and wildlife.

David Tripp (Arlington, Texas), when he is not teaching, travels the back roads with watercolor supplies and a digital camera looking for nostalgic scenes to capture in spontaneous watercolors. He participates in art festivals and gallery shows, and is passionate about teaching watercolor. David won first place in the Southwestern Watercolor Society Mc Kinney Plein-Air Paint Out in May of 2010. In June, 2009 he received Honorable Mention in the Paint Historic Waxahachie Plein Air Event. www.recollections54.com

SESSION TWELVE/June 18-22

Marlene Gremillion

Watercolor Miniature Abstracts

Beginners

Studio

5-Day Workshop (9am-4pm)

Tuition: \$275 Materials: To be determined

Students will work very simple using watercolors with some accents with colored pencils, acrylic, gold leaf and collage. The size will be no larger than ¼ sheet of watercolor paper. The subject of the abstract will be obtained from ordinary objects picking out the important shapes and the not so important shapes creating an interesting design. Students will distort, enlarge and reduce shapes to make an interesting 2D piece.

Students will learn composition and design along with the use of watercolor and addition of other media. Value, texture, and contrast will also be stressed to create an interesting focal point and give the composition depth. Choice of color will be an exercise in itself as will the use of resist.

Marlene Gremillion resides in Hot springs Village, Arkansas. She is a graduate of the University of Arkansas at Little Rock, and a signature member of the Mid-Southern Watercolorists and the Louisiana Watercolor Society. Guilds and galleries statewide represent her. www.marlenegremillion.com

SESSION TWELVE/June 18-22

Cedar Kindy

Life Drawing

All Levels

Studio

5-Day Workshop (9am-4pm)

Tuition: \$275 Model Fee: \$50

This is a class for doodlers and drawers. Drawing is a training of the eyes as well as the hand. Life Drawing hones these skills. In this class the three major elements of drawing will be emphasized: 1) Line drawing with attention to the quality of line. 2) A technique of tonal sketching that is a "quick draw" method of establishing the relationships of dark and light patterns. 3) Proportions established by comparison, unit measurement, and grid techniques.

Cedar Kindy (Elkins, AR) has been a professional artist for over 30 years. Watercolor is her passion and main discipline. After graduating from Chicago's American Academy of Art with an Associate Degree in Fine Art she taught adult and children's classes through local art leagues. In the last five years she has returned to teaching. She has taught watercolor workshops in Arkansas, Pennsylvania, Michigan, Washington, and Mexico. She has entered shows and received awards from Artists of Northwest Arkansas, The Fort Smith Art Center, and For Pet's Sake. Her design was chosen the winner of the Thomas Hart Benton Mural Competition; she was commissioned to paint the mural at the George Washington Carver National Monument in Diamond, Missouri. Currently her work is on exhibit at Heartwood Gallery in Fayetteville, Arkansas and can be seen on line at heartwoodgallery.org or artamiss.org.

SESSION FOURTEEN/July 2-6

John R. Willer

Abstract

Painting

All Levels

Studio

5-Day Workshop (9am-4pm)

Tuition: \$275 Materials: \$60

Students will attempt to learn and understand more of a world of non-object and more emotion. As always, John will provide a lively environment for the participants to experiment within.

John Willer (Eureka Springs, AR) has been painting professionally for over 40 years and before that as a child and young adult.

*A list of workshops are updated regularly at www.ESSA-ART.com

REGISTER ONLINE www.ESSA-ART.com or CALL: 479.253.5384

SESSION FOURTEEN/July 2-6

K. Michael Crawford

Creative Illustration of a Children's Book

All Levels

Studio

5-Day Workshop (9am-4pm)

Tuition: \$275 Materials: \$20

Let your imagination soar by learning the basics of illustrating for Children's Books and Products. The class will cover all the steps necessary to create final art for a children's book ready for printing or submitting the work to publishers. The class will also include how to promote and market your work to publishers or to the public.

K. Michael Crawford has been creating magical art and whimsical writing for Children's Books since 1991. Michael's latest drawing books, *The Mystery of Journey Crowe*, *The Island of Zadu*, *Batty Malgoony's Mystic Carnivale* and *Professor Horton Hogwash's Museum of Ridiculous* are part of a drawing series that get children to use their imagination, to teach how to figure things out and lets them make choices. For more about the magical art and books by K. Michael Crawford, visit: www.happilyeverart.com

SESSION SIXTEEN

***Updates at www.ESSA-ART.com**

SESSION SEVENTEEN/July 23-27

Jan Brieschke

Abstract Watercolor Painting

All Levels

Studio

5-Day Workshop (9am-4pm)

Tuition: \$275 Material List will be provided

This workshop will explore several techniques for creating abstract watercolors. The design principles of color texture, line shape, and movement will be stressed. Beginner to advanced students will benefit from this class.

Art has been the life-long passion of Jan Brieschke. She received her Bachelor of Arts degree from Illinois Wesleyan University and her Masters in Art Education from the University of Houston. Jan participates in many top national shows and is the recipient of many awards. In 2010 she won First Place/Watercolor in the Frisco, Texas "Art on the Square" Show. In 2009 she received the Purchase Award at the Festival of the Masters at Disneyworld in Orlando, Florida. www.janbrieschke.com

SESSION EIGHTEEN

***Updates at www.ESSA-ART.com**

SESSION NINETEEN/Aug 6-10

Sean P. Fitzgibbon

Narrative Art Drawing

All Levels

Studio

5-Day Workshop (9am-4pm)

Tuition: \$275 Material List will be provided

This week long class is designed to give an overview of basic drawing and the narrative art medium. We will work in industry sizes and specs, covering a wide variety of narrative approaches from documentary to slice of life stories. Students will work in a variety of media as well. Set-ups, timing, props, choice of shot, and character development are all emphasized.

Sean Fitzgibbon exhibits work on the east coast and throughout the Midwest. He is currently illustrating a documentary graphic novel that chronicles the Norman Baker years (1937-1940) of the Crescent Hotel in Eureka Springs, Arkansas. www.seanfitzgibbon.com

SESSION TWENTY/Aug 13-17

Jody Stephenson

Abstracting the Landscape

All Levels

Studio

5-Day Workshop (9am-4pm)

Tuition: \$275 Material List will be provided

Put pizzazz in your abstract landscapes. Learn how to construct an abstract painting featuring landscape elements, using mixed media techniques, then finishing with oil paints

Jody Stephenson (Eureka Springs, AR) has been a working artist for the past thirty years. She and her husband, Ron Lutz, are permanent artists in residence at Studio 62 in Eureka Springs. Jody has her degree in art history from the University of Kansas, and has studied at the Loveland Academy of Fine Arts. www.studio62.biz

**SESSION TWENTY-ONE
SESSION TWENTY-TWO
SESSION TWENTY-THREE
SESSION TWENTY-FOUR
SESSION TWENTY-FIVE
SESSION TWENTY-SIX
SESSION TWENTY-SEVEN**

***Updates at www.ESSA-ART.com**

SESSION TWENTY-EIGHT/Oct 11-13

Richard A. Stephens

Watercolor Lighten Up, Loosen Up

All Levels

Studio

3-Day Workshop (9am-4pm)

Tuition: \$165 Material List will be provided

A Richard Stephens workshop offers three main things: informative technical information sprinkled with antidotes, educational demonstrations and one on one time with Richard. It is not about competition or turning out a great painting during the workshop. It is about being exposed to a process that has been successful for him and perhaps that process finding a voice with the students and their work.

Richard Stephens (Hot Springs, AR) is known for confident, loose paintings. Winning awards in national competitions and earning signature status in several Watercolor Societies, Stephens was featured in *Watercolor Magic* 2005 and 2007 and *SPLASH* in 2008 and 2012. www.raswatercolors.com

SESSION TWENTY-EIGHT/Oct 11-13

Gary Simmons

Life Drawing

All levels

Studio

3-Day Workshop (9am-4pm)

Tuition: \$165 Model fee: \$50

This workshop explores the fundamentals of drawing a live, nude model, concentrating on proportion and accuracy of body shapes and gestures. The workshop will use charcoal and/or pastel for the purpose of using a medium that encourages the exploration of the figure's construction and gesture.

Gary Simmons (Hot Springs, AR) has been a professor of Art at Henderson State university for 21 years and has been drawing the figure since 1972. He helped found a life drawing co-op that has met weekly since the late 1970's. www.simmonsart.com

**SESSION TWENTY-NINE
SESSION THIRTY
SESSION THIRTY-ONE
SESSION THIRTY-TWO
SESSION THIRTY-THREE
SESSION THIRTY-FOUR**

***Updates at www.ESSA-ART.com**

*A list of workshops are updated regularly at www.ESSA-ART.com

REGISTER ONLINE www.ESSA-ART.com or CALL: 479.253.5384

FIBER ART WORKSHOPS



SESSION ONE/April 2-6

Jill Choate

Antler Basketry

All Levels


Studio

5-Day Workshop (9am-4pm)

Tuition: \$275 Materials: \$160

Learn to weave with an antler as the focal point of the basket. This course includes construction from the ground up to include drilling, gluing, basic structure preparation, as well as techniques used to achieve shaping, texture, and color theory. Rib construction as well as twining techniques will be discussed and will include plain weave, basic twine, triple twine, 4 rod rand, and the never-ending 5-point lashing. Students may choose from different basket types and all skill levels are welcome.

Jill Choate (Van Buren, Missouri) is a nationally renowned fiber artist and instructor known for her ability to "talk to the antler" and weave a vessel around it. Her pioneering efforts incorporating antler into basketry have brought her to the forefront in this venue of contemporary vessel construction. Her efforts in basketry are as well known as are her stories about life in the Alaskan bush. www.jchoatebasketry.com



SESSION TWO/April 9-11

Victoria Marshall

Paper Bead Making

All Levels

Studio

3-Day Workshop (9am-4pm)

Tuition: \$165 Materials: \$35

The craft and art of paper beads will be explored in this three-day workshop. The intent of the class is to recycle, "up cycle", "repurpose" material into

an esthetic expression. The workshop will teach how to make various bead shapes and sizes, and finishing techniques. The "sculptural" possibilities of the beads will be explored, with the finished project a unique pair of earrings.

Victoria Marshall (Eureka Springs, AR) earned a Bachelor of Fine Arts degree from the Philadelphia College of Fine Arts and then began working for Hallmark. She later went on to earn graduate degrees in theater design and technology and theatrical costumes. Soon afterwards she joined the University of Missouri Theatre Department teaching costume design, and painting and drawing for theatrical designers. After moving to Eureka Springs she began to live out her dream of creating wearable art from recycled

SESSION THREE

SESSION FOUR

SESSION FIVE

SESSION SIX

SESSION SEVEN

SESSION EIGHT

*Updates at www.ESSA-ART.com

SESSION NINE/May 29-31

Eleanor Lux

Beadwork

All Levels

Studio

4-Day Workshop (9am-4pm)

Tuition: \$220 Materials: \$50+

Using primarily seed beads and learning peyote and right angle techniques, students will push these techniques to the extreme. The workshop will increase, decrease, add on, shape, cover, and manipulate. While creating, color, contrast, texture, and design will be discussed. At the end of the class you should have at least one strange little sculpture.

Eleanor Lux (Eureka Springs, Arkansas) is a studio artist using primarily weaving and beading techniques to create her sculptures and wall pieces. Her work is in the Arkansas Art Center. She has taught in the United States, Mexico, and West Africa. You may see her work in 500 Beaded Objects and Masters of Bead Weaving. www.eleanorlux.com

SESSION TEN/June 4-8

Mary Patrick

The Unique Gizzard Basket (Free Rib Basketry)

All levels

Studio

5-day Workshop (9am-4pm)

Tuition: \$275 Materials: \$75-\$85

In this workshop, students will learn to make one-of-a-kind, free rib Gizzard Baskets. Instruction will include how and when to collect wild varieties of plants for handles and weavers, and how to process and dye these materials. Students will use local materials and natural reed provided by the instructor. Your design capabilities, color choices and skills will dictate the completed basket's individuality and how many can be completed.

Mary Patrick (Everton, Arkansas) has a long history of basketry making since 1984, making and selling an estimated 3,900 baskets in that time. She has taught at schools, conferences, and at her home. She has a pleasant teaching demeanor and enjoyable personality.

SESSION ELEVEN

SESSION TWELVE

*Updates at www.ESSA-ART.com

SESSION THIRTEEN/June 25-29

Eleanor Lux

Off Loom Weaving

All Levels

Studio

5-Day Workshop (9am-4pm)

Tuition: \$275 Materials: \$50

It is possible to weave many different fiber pieces without any kind of a loom and very little equipment, but tension is essential. Design, color, and texture will be discussed, and then ideas to establish tension using fibers, wire, sticks, cloth, etc. will be discussed. First students will find ways to create tension in the things around the studio, and then begin to weave learning traditional tapestry techniques. After a small piece has been completed, the workshop will search outside for ways to create tension and make loom with different materials. Students will be able to take home one or more finished, ready to hang works of art.

Reference Session Nine for Eleanor's bio.

*A list of workshops are updated regularly at www.ESSA-ART.com
REGISTER ONLINE www.ESSA-ART.com or CALL: 479.253.5384

SESSION FOURTEEN

SESSION FIFTEEN

*Updates at www.ESSA-ART.com

SESSION SIXTEEN/July 18-20

Valerie Damon

Shaman Doll Making

All Levels

Studio

3-Day Workshop (9am-4pm)

Tuition: \$165 Materials: \$10

A shaman works for the good of others. Your shaman doll will be a vehicle for your subconscious to tap into universal love, truth, and the God energy. A window to your soul will open as your doll helps create itself. Listen to what it wants to be. Valerie brings thirty years of supplies, materials, and Nature treasures to choose from; world music to inspire; and words of wisdom from great teachers to guide. Supplies are provided for a tiny book you create to expand this transformative experience.

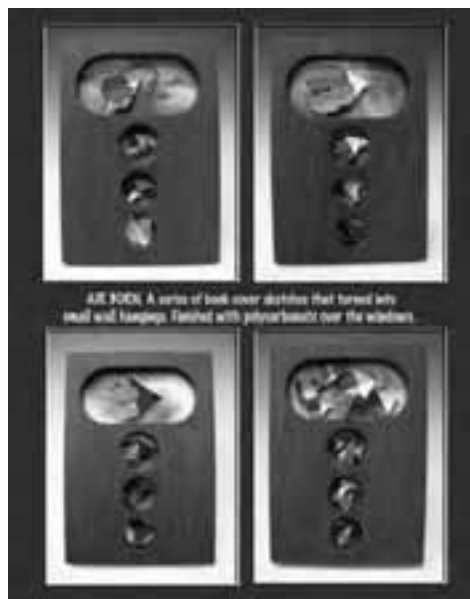
You will be guided in the step-by-step process of creating a free-standing Shaman Doll that will contain symbols of your own spiritual journey and goals. Students will use wire armature, sculpted face, hands, and padded costumed body with adornments, support staff, pouches, and totems in this process.

Valerie Damon is a noted author, illustrator, sculptor, and multi-media artist. She is a compulsively creative person of a likeable nature who will jump-start your creative juices. Two of Valerie's Giclee prints, **Celebrate Nature** and **Dance on Mushrooms Sprillus Fungee** have been selected to be in the Thea Foundation and the William J. Clinton Foundation and will travel in the Art Across Arkansas Educational program.



SESSION SEVENTEEN

*Updates at www.ESSA-ART.com



SESSION EIGHTEEN/July 30-Aug 3

Dolph Smith

Bookmaking

All Levels

Studio

5-Day Workshop (9am-4pm)

Tuition: \$275 Materials: \$35+

It is the sculptural stance of the book that compels us to pick it up. Students will use a number of materials and applications to create this dialogue even before the book is opened. The visual will transcend into the tactile and then on to the serious play. Materials will include graphite, copper, milk paint, etched glass and more! Applications will include creating windows to hold small personal artifacts; etched glass to cast shadows on a substrate; books on stilts (?); new ideas for the book block as a container. Movement and sound will co-exist. Experimentation is present, while adhering to traditional techniques. This class is designed to produce four to six small books so that all techniques may be explored.

Dolph Smith (Ripley, Tennessee) was a faculty member of the Memphis College of Art for thirty years. While there he taught painting, drawing, and developed a Paper/Book program: **The Flying Vat**. Dolph retired in 1995 as Professor Emeritus and was awarded Honorary Doctor of Fine Arts in 2004. He is profiled in **The Penland Book of Handmade Books**. His most recent collections are: **Topeka and Shawnee Public Library Special Collections, Kansas**; **The Ruth Hughes Collection of Artist's books, Oberlin College, Ohio**; and **Rare Books and Manuscripts Library, University of Pennsylvania**.

SESSION NINETEEN

*Updates at www.ESSA-ART.com

SESSION TWENTY/Aug 13-17

Leandra Spangler

Hand Papermaking:

Experimentation and Exploration

All Levels

Studio

5-Day Workshop (9am-4pm)

Tuition: \$275 Materials: \$35

Emphasizing experimentation with papermaking techniques, participants will use cotton linter pulp to make many samples of handmade paper. Techniques will include flat sheet forming, layering color blocks, layering shapes of color (stencil/shaped deckles), shaping pulps by hand, creating textures (impressing, appliqué, hand manipulation), pulp painting and wet collage. Use of watermarks, pulp inclusion, pulp coloration, paper chemistry (sizing, formation aid), pulp preparation from linters and drying methods will be discussed. Students will construct a mould and deckle.

Leandra Spangler (Columbia, Missouri) received her Masters in Education, Curriculum and Instruction, from the University of Missouri in 1981. She has studied under Master Bookmaker and ESSA instructor Dolph Smith. Leandra is a returning instructor to ESSA, in addition to also teaching at the University of Arkansas, Little Rock, the University of Missouri, and Henderson University, to name a few. Her vessels are shown nationally at invitational and juried exhibitions. www.bearcreekpaperworks.com



SESSION TWENTY-ONE
SESSION TWENTY-TWO
SESSION TWENTY-THREE
SESSION TWENTY-FOUR
SESSION TWENTY-FIVE
SESSION TWENTY-SIX
SESSION TWENTY-SEVEN
SESSION TWENTY-EIGHT
SESSION TWENTY-NINE
SESSION THIRTY
SESSION THIRTY-ONE
SESSION THIRTY-TWO
SESSION THIRTY-THREE
SESSION THIRTY-FOUR

*Updates at www.ESSA-ART.com

*A list of workshops are updated regularly at www.ESSA-ART.com

REGISTER ONLINE www.ESSA-ART.com or CALL: 479.253.5384

ESSA – Instructor's Gallery



Lyla Allison - Earrings,
Metalsmithing



Marilyn Garber -
Botanical Painting



RuAnn Ewing -
Mixed Media Jewelry



K. Michael Crawford -
Illustration of a
Children's Book



Brenda Benson Fritt - Painting/Lampmaking



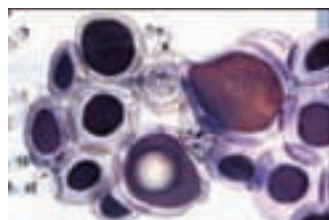
Valerie Damon -
Shaman Doll Making



Jody Stephenson -
Oil Painting



Marlene Gremillion -
Watercolor Miniatures



Suzy Hendrix - Fused Glass

Janice Bowden -
Wire Jewelry Art

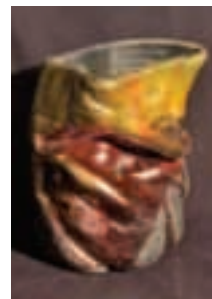


Ed Pennebaker, Blown Glass



Bill Derrevere - Pewter &
Alabaster

Christy Carlisle -
Raku Firing



Ariston Jacks -
Expressive Drawing




Doug Stowe - Building
Small Cabinets



Rebecca J. Becker -
Pastel Mastery



Cedar Kindy -
Life Drawing



Jan Brieschke -
Abstract Watercolor



Jill Choate - Antler
Basketry



Sean Fitzgibbon,
Drawing/Narrative Art



Rhonda Hobbs -
Advanced PMC

*A list of workshops are updated regularly at www.ESSA-ART.com
REGISTER ONLINE www.ESSA-ART.com or CALL: 479.253.5384



Eleanor Lux, Off Loom Weaving



Wayne Summerhill - Metal Sculpture




Mary Patrick, Basketweaving



Bob Patrick - Blacksmithing




Steve Palmer - Beginning Furniture Design



Junanne Peck - Encaustics



Doug Powell - Glass Beadmaking



Pam Stern - Carving & Painting Porcelain Beads




Gary Simmons - Life Drawing



Edward Robinson - Digital Photography

Leandra Spangler - Hand Papermaking



Denise Ryan - Acrylic Painting



Terry Russell - Introduction to Wheel Throwing



Paul Pitt - Wooden Flutes



David Tripp - Plein Air Watercolor



Richard Stephens, Painting in Watercolor



Victoria Marshall - Art & Craft Paper Making



Louise Halsey - Weaving



John Willer - Acrylic Painting



Dolph Smith- Bookmaking



Judy Lee Carpenter - Advanced Metalsmithing



John Well-Off-Man - Woodcut/Linocut Combo



Cheri Bohn - Stained Glass

CLAY & GLASS WORKSHOPS



SESSION ONE/April 2-6

Cheri Lou Bohn

Stained Glass/Copper Foil Technique

All Levels

Studio

5-Day Workshop (9am-4pm)

Tuition: \$275 Materials: \$5

Day 1: Cheri will demonstrate and teach the workshop how to make a small suncatcher. Day 2-5: Teach and assist the students in creating a 10" x16" stained glass window. Designs will be provided or students can create their own.

Cheri Bohn - graduated from the University of North Texas with a B.F.A. She is a certified art teacher in the state of Arkansas. She has worked with stained glass for 17 years. www.cheribohn.org

SESSION TWO-EIGHT

*Updates at www.ESSA-ART.com

SESSION NINE/May 29-June 1

Susan Hendrix

Fused Glass

All levels

Studio

4-Day Workshop (9am-4pm)

Tuition: \$220 Materials: \$100 +

Learn basic glass fusing techniques as well as slumped or sagged glass. An assortment of molds will be provided in order to make a vessel. Basic glass cutting skills will also be approached. Students will make one set of coasters, or ornaments and a vessel. Projects will be fired on campus and basic glass firing programs will be explored.

Susan Hendrix's (Memphis, TN) main focus is public art domain including churches and hospitals. Her work appears in St. Jude Children's Research Hospital, Algonquin Illinois Public Library, Dalstrom Park in Memphis, as well as numerous churches and private residences. www.suzyhendrix.com

SESSION TEN/June 4-8

Christy Carlisle

Mosaic Art in the Garden

All Levels

Studio

5-Day Workshop (9am-4pm)

Tuition: \$275 Materials: \$100

Combine lightweight concrete, various mosaic techniques and found objects to create a great garden sculpture. Students will have the opportunity to work on a project of their choice: bird bath, large butterfly, or free-form. Mosaic techniques will be covered including use of materials, adhesives, and grouts. This class is for beginners and advanced alike. The possibilities are endless with originality in mosaics.

Christy Carlisle is a working artist/educator inspired by nature for over 20 years. She received her BFA from Kansas University and MAA at Adams State in Colorado. www.christycarlisle.com



SESSION ELEVEN/June 11-15

Christy Carlisle

Raku Fired Ceramics

All Levels

Studio

5-Day Workshop (9am-4pm)

Tuition: \$275 Materials: \$120

Explore the possibilities of Western Raku firing methods. Students will learn the process of hand-building followed by glazing and firing methods. Advanced students are welcome to bring bisque pieces ready to fire the first day. This is a lot for one week so come ready to get your hands muddy.

Christy Carlisle is a working artist/educator inspired by nature for over 20 years. She received her BFA from Kansas University and MAA at Adams State in Colorado. www.christycarlisle.com

SESSION ELEVEN/June 11-15

Ed Pennebaker

Blown Glass

All Levels

Red Fern Glass Studio, Osage, Arkansas

5-Day Workshop (9am-4pm)

Tuition: \$375

Materials: \$15 per lb./colored glass frit

ESSA is once again offering a week-long blown glass workshop with Instructor Ed Pennebaker. This workshop will be taught at his Glass Studio in Osage, Arkansas (only 30 miles from Eureka Springs). Come and learn the fundamentals of working with hot glass at the furnace! The class will start with solid forms and work to blown forms, adding color and texture. Class size is limited, so register early to reserve a space!

Glass by Ed Pennebaker has been shown at Sofa Chicago, Philadelphia Furniture and Furnishings Show, Hsinchu International Glass Art Festival, Arkansas Studies Institute, and other venues. Ed began working with glass in 1981 and founded his own studio in 1985. He has worked fulltime with glass for the past twenty-five years. www.redfernglass.com

SESSION TWELVE/June 18-22

Terry L. Russell

Intro to Wheel Throwing in Clay

Beginners

Off Site-Blue Moon Studio

5-Day Workshop (9am-4pm)

Tuition: \$275 Materials: \$30

Class is designed for beginning students. Students will learn basic skills for making vessels on the potters wheel. The students will have the opportunity to work on treddle wheels, kick wheels, and electric wheels. Concentration will be on utilitarian forms such as bowls, cups with and without handles, and plates.

Terry Russell has been a clay artist for 40 years and has taught art for 30 years in the public schools, the last 24 in Eureka Springs High School. He has a studio he shares with his wife Sara just south of Eureka.



*A list of workshops are updated regularly at www.ESSA-ART.com

REGISTER ONLINE www.ESSA-ART.com or CALL: 479.253.5384

SESSION THIRTEEN/June 25-29

Doug Powell

Hot Glass Bead Making

All Levels

Studio

5-Day Workshop (9am-4pm)

Tuition: \$275 Materials \$30

"Glass is Magic, pure and simple. Working with glass is Pure Delight." Doug Powell, 2008. Create beautiful beads as you explore the ancient art of lampworking. This is the process where colored glass is heated in a torch until molten, and while flowing is wound around a steel mandrel (stiff wire with a clay end), which creates the hole in the bead. This process can be used to create beads of all sizes for earrings, necklaces, pendants, bracelets, etc. A large color palette will be available to the students and many design techniques will be taught.

Doug Powell (Eureka Springs, Arkansas) has worked with his hands all of life in many different media, including blacksmithing, wood-working, and percussion instruments. His long-time love of pottery led to glass-blowing and bead making. He has studied at intensive workshops with world-renowned bead makers Tom and Sage Holland. www.circleoflight.net

SESSION FOURTEEN/July 2-6

Pamela J. Stern

Painting and Carving Porcelain Bead Techniques

All Levels

Studio

5-Day Workshop (9am-4pm)

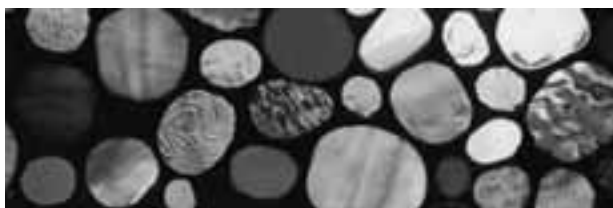
Tuition: \$275 Materials: \$20

We will be hand forming beads and pendants in porcelain using varied techniques such as carving designs and painting with under glazes. We will glaze and fire as many of the beads as class time permits. These techniques can be used in many ways with different projects and we will talk about firing and finishing our beads as jewelry.

Pamela Stern, (Fort Worth, TX) Pam has been working in clay for 25 years making large surrealistic sculptures and jewelry. There is great joy for her when her work connects with people on a personal level. www.pamsternart.com

SESSION FIFTEEN SESSION SIXTEEN

***Updates at www.ESSA-ART.com**



SESSION SEVENTEEN/July 23-27

Brenda Benson

Frit Painting/Lamp Making

All Levels

5-Day Workshop (9am-4pm)

Tuition: \$275 Materials: \$60 for entire kit; \$20 electrical parts & brass & copper base

Participants will fuse images on clear glass using frit (crushed glass) in both a positive and a reverse technique, and assemble components into an illuminated lamp. Students will learn lamp design, construction, simple copper working, and basic lamp wiring.

Brenda Benson (Fort Worth, Texas) explains that frit painted and kiln formed glass is the main ingredient of her work because of its ability to project auras of color and energy in light. The translucency, reflectivity, and refractive qualities of illuminated glass give her art an ethereal feel. Brenda frequently asks the glass to bend and the light to dance. www.eyesforglass.wordpress.com

SESSION EIGHTEEN

SESSION NINETEEN

SESSION TWENTY

SESSION TWENTY-ONE

SESSION TWENTY-TWO

SESSION TWENTY-THREE

SESSION TWENTY-FOUR

SESSION TWENTY-FIVE

SESSION TWENTY-SIX

SESSION TWENTY-SEVEN

SESSION TWENTY-EIGHT

SESSION TWENTY-NINE

SESSION THIRTY

SESSION THIRTY-ONE

SESSION THIRTY-TWO

SESSION THIRTY-THREE

SESSION THIRTY-FOUR

***Updates at www.ESSA-ART.com**



ESSA Instructor and volunteer, Valerie Damon, lets loose on the dance floor after serving as ESSA's greeter at the Ninth Annual Mad Hatter Ball.

Call for Volunteers

ESSA is seeking volunteers – professionals, skilled, and semi-skilled who would like to play a part in supporting our mission.

Contact us at 479-253-5384 or at info@ESSA-ART.com and we'll make you a part of our growth initiative! We are also seeking weekend docents for our New Campus Gallery and artists to perform demos on weekends at our gallery. Don't miss out on this opportunity-contact ESSA today!



*A list of workshops are updated regularly at www.ESSA-ART.com

REGISTER ONLINE www.ESSA-ART.com or CALL: 479.253.5384

METAL WORKSHOPS

SESSION ONE/April 2-4

Lyla Allison

Introduction to Jewelry Making

Beginners

Studio

3-Day Workshop (9am-4pm)

Tuition: \$165 Materials: \$75-\$100

Students will be introduced to the basic tools and techniques of silversmithing. In three days you will learn to cut, saw, file, form, drill, texture, solder and polish sterling silver. Above and beyond beading, you get to play with fire! Explore the creative world of design or use instructor patterns to create several finished pieces of jewelry in this non-intimidating, all inclusive beginning jewelry workshop.

Lyla Allison – Artist Statement: “Some creative souls fall in love with one medium. I fall in love over and over again each time I try something NEW! My deep desire to create art drives me to take chances. FEAR NO ART!!!”
www.amindfulofmetal.com



SESSION TWO-FIVE

*Updates at www.ESSA-ART.com

SESSION SIX/May 7-11

Wayne Summerhill

Metal Sculpture

All Levels

Studio

5-Day Workshop (9am-4pm)

Tuition: \$275

Materials: \$50-\$75

depending on the amount of materials used

This workshop will involve basic to advanced methods on tool safety, metal cutting techniques, material preparation, texturing techniques, methods of forming metal, fabrication and welding techniques, and patina and finishes.



Wayne Summerhill (Hot Springs, AR) has been a self-taught sculptor since 1970. His accomplishments include works at the Hot Springs Civic and Convention Center, Hard Rock Café, Miami, Florida, Hot Springs Sculpture Garden, and several hospitals, churches, libraries, banks, and private homes. He has also been featured in Southern Artist and Active Years magazine.

SESSION SEVEN-NINE

*Updates at www.ESSA-ART.com

SESSION TEN/JUNE 4-8

Robert Patrick

Beginning Blacksmithing and Continued Beginning Blacksmithing

All Levels

Eureka Iron Works Studio

5-Day Workshop (9am-4pm)

Tuition: \$275 Materials: \$10

This is an introductory class on Blacksmithing, teaching some basic forging techniques, showing students the large scope of the art, and making some simple items that students may bring home. Students who have taken the beginning class before can repeat it making items they design with the instructor's help.

Robert Patrick, (Everton, Arkansas) is a professional smith who has been active in metalwork and teaching professionally for the last forty-five years. He was awarded the Alex Bealer award in 2002, ALBANA's top award. www.ahilltopforge.com

SESSION ELEVEN/June 15-17

Bill Derrevere

Alabaster and Pewter Function-To Sculptural Object

All Levels

Studio

3-Day Workshop (9am-4pm)

Tuition: \$165 Materials: \$100

The class will initially start with carving alabaster into a form, a base, a part, then pewter will be fabricated and, or cast. Ultimately the two will be combined to form one idea which can be functional or an object, or a piece of sculpture.

Bill Derrevere (Tulsa, Oklahoma) is currently an Associate Professor of Art at Tulsa Community College. For the past 25 plus years he has taught at Ghost Ranch in Albuquerque, New Mexico during the summer months. He shows in Eureka Springs at Zarks Gallery.
www.derreveredesigns.com

SESSION TWELVE/June 18-20

Lyla Allison

Introduction to Jewelry Making

Beginners

Studio

3-Day Workshop (9am-4pm)

Tuition: \$165 Materials: \$75-\$100

Reference Session One for description and Lyla's bio.

SESSION THIRTEEN

*Updates at www.ESSA-ART.com

SESSION FOURTEEN/July 2-6

RuAnn Ewing

Metalsmithing: Wrap, Stitch, Fold & Rivet

All Levels

Studio

5-Day Workshop (9am-4pm)

Tuition: \$275 Materials: \$110

Students will learn to create mixed media jewelry using copper, silver, and brass combined with found objects, old jewelry parts and mementoes. Various skills will be learned including riveting, soldering, chain making, cutting, forming, and making cold connections. Come prepared to have lots of fun and learn lots of ways to use new skills to make unique, one of a kind pieces of jewel.

RuAnn Ewing is a blacksmith, bead artist, and metalsmith. She has studied at Ashland Craft School, the Memphis Ornamental Metal Museum, and the Appalachian Craft School. Her work has shown at the Walton Arts Center and Crystal Bridges Museum of American Art.

SESSION FIFTEEN

*Updates at www.ESSA-ART.com

SESSION SIXTEEN/July 16-18

Lyla Allison

Freeform Bezel Building

Intermediate

Studio

3-Day Workshop (9am-4pm)

Tuition: \$165 Materials: \$75-\$100

Shake off the restraints of designing and constructing sterling silver jewelry with pre-made components. Learn the basic steps of building custom bezel cups from scratch. Let your imagination shine with new free-form designs. Bring your favorite cabochons or special found objects to transform into beautiful sterling treasures. Basic soldering and hand tool knowledge is needed for this intermediate class.

Lyla Allison – Artist Statement: “I am not trying to impress the “buyers” in this world. I am trying to impress myself. To make it better than before, to increase the quality and craftsmanship of my work with each new project.”
www.amindfulofmetal.com

*A list of workshops are updated regularly at www.ESSA-ART.com
REGISTER ONLINE www.ESSA-ART.com or CALL: 479.253.5384

SESSION SEVENTEEN/July 23-27

Rhonda Hobbs

Further Steps in Precious Metal Clay

Advanced

Studio

5 Day class (9am-4pm)

Tuition: \$275 Materials: To be determined

Learn how to create rings and set a natural stone in a bezel setting and other settings in fine silver precious metal clay. You will also create a pendant and/or earrings and add 22k gold leaf to them.

Rhonda Hobbs (Jenks, OK) is a talented jewelry artist using both glass and metal in her creations. She has exhibited her work in Oklahoma and throughout the surrounding states along with some of her jewelry going to Africa, Europe, South America, Asia, and Australia. She is a certified metal clay instructor and has been teaching for over five years. www.danglesbanglesandmore.com

SESSION EIGHTEEN/July 30-Aug 3

Judy Lee Carpenter

Advanced Jewelry-Mixed Materials

Advanced

Studio

5 Day class (9am-4pm)

Tuition: \$275 Materials: \$50-\$75

Advanced metals "Jewelry and Sculpture"- Students must have soldering and bezel making experience. We will be combining set stones with plex, wood, and found objects.

Judy Lee Carpenter (Eureka Springs, AR) has a gree in commercial art with post graduate work in metal smithing. A jeweler of 30 years, her work has been shown in Tiffany & Co., New York, and in the White House. Retiring from shows and exhibitions, Judy Lee is now teaching and playing with new metal techniques.

SESSION NINETEEN/Aug 6-10

Judy Lee Carpenter

Intermediate Metalsmithing

for Seniors

Intermediate

Studio

5 Day class (9am-4pm)

Tuition: \$275 Materials: \$75-\$100

This workshop is for senior moments, creativity and fun. We will acid etch non-ferrous metal and combine it with found and personal materials. This workshop will drill, rivet, string, wire or glue mixed media into containers, sculpture or wearable art. Must be a card carrying senior.

Reference Session Eighteen for Judy Lee's bio.

SESSION TWENTY-TWENTY-THREE

***Updates at www.ESSA-ART.com**

SESSION TWENTY-FOUR/

Sept 10-14

Rachel Sims

Amulets and Cold Connection

Bracelets

All Levels

Studio

5 Day class (9am-4pm)

Tuition: \$275

Materials: \$15 plus cost of silver sheet

Do you feel lucky, punk? Well, do you?! Learn a variety of metalsmithing techniques and learn to apply cold connections (rivets, slots and tabs, etc.) to create a bracelet for luck, prosperity and protection.

Rachel Sims (West De Moines, Iowa) is a RISD educated metalsmith and self-taught lampworker. She spent a number of years in Europe before returning to the US to start her jewelry business, fuzzishu, and teaching career. www.fuzzishu.com

SESSION TWENTY-FIVE/Sept 17-21

Rachel Sims

Beads to Bracelets

All Levels

5 Day class (9am-4pm)

Tuition: \$275 Materials: \$32 plus cost of silver sheet

Time to play with fire! Students will learn the basics of glass bead making and metalsmithing (sawing, soldering, texturing, etc.) They will then combine these two skills to design and create a one of a kind bracelet.

For Rachel's bio reference Session Twenty-Four.

SESSION TWENTY-SIX/Sept 24-28

Janice Bowden

Wire Jewelry Art

All Levels

5 Day class (9am-4pm)

Tuition:\$275 Materials: To be determined

Learn the traditional art of wire jewelry. No prior experience required! Students will build their skills beginning with foundational elements – custom findings and components, basic forging techniques, moving to more advanced bracelet and pendant projects. Final projects will incorporate contemporary wire weaving techniques. Once basic skills are mastered, individual expression is encouraged.

Wire jewelry became Janice Bowden's (Claremore, Oklahoma) passion in 1995, and she is basically self-taught. She has been an instructor since 2002, teaching one to two classes per week. She is currently a gallery artist at The Gallery on Sixth in Tulsa, Oklahoma. www.tallgrassjewelry.com

SESSION TWENTY-SEVEN

***Updates at www.ESSA-ART.com**

SESSION TWENTY-EIGHT/Oct 8-11

Genevieve Flynn

Etching & Enameling

All levels

4 day class (9am-4pm)

Tuition: \$220

Materials: Reference Instructor's Material List

Have you always wanted to add color to your work or just want to enamel? Here is your chance to do both.

Students will learn the basic techniques of etching copper in preparation for enameling. Ferric chloride and salt water solutions are the chemicals being used in the etching processes. During the time that pieces are being etched we will start with enamel techniques such as surface preparation and dry sifting. Simple squares of copper sheet will be used for your samples. After dry sifting a base color on your metal and firing, you will then explore sifting over a stencil to create a contrast in your design. We will then go on to cut out shapes and enamel them to create a spinning ring. Your ring will consist of 3-4 geometric shaped, enameled pieces of copper and your ring shank. Genevieve will provide small screws and nuts to attach the pieces to the ring shank when finished.

Students will have the chance to work in opaque enamel and transparent enamels. The transparent enamels work well on the etched surfaces that you will have finished during the first part of the workshop. If time permits students will be able to create a piece of jewelry from the etched sheet.

Genevieve Flynn (Kansas City, Missouri) earned degrees in jewelry design, Jewelry Repair, and hand Engraving, and worked in the industry for nine years before starting her own business. She then begin studying hollowware design at the University of Kansas and studied under Heikki Seppa, Master metalsmith, internationally recognized as the modern father of form emphasis. After 30 years working in precious metals, Genevieve designs elegant hollowware and jewelry.

TWENTY-NINE

SESSION THIRTY

SESSION THIRTY-ONE

SESSION THIRTY-TWO

SESSION THIRTY-THREE

SESSION THIRTY-FOUR

***Updates at www.ESSA-ART.com**

*A list of workshops are updated regularly at www.ESSA-ART.com

REGISTER ONLINE www.ESSA-ART.com or CALL: 479.253.5384

WOOD WORKSHOPS

SESSION ONE
SESSION TWO
SESSION THREE
SESSION FOUR
SESSION FIVE
SESSION SIX
SESSION SEVEN
SESSION EIGHT
SESSION NINE

*Updates at www.ESSA-ART.com



SESSION TEN/June 4-8

Paul Pitt

Native American Style Flute

All Levels

5-Day Workshop (9am-4pm)

Tuition: \$275 Materials: \$20

Each student will complete a Native American style "Love Flute" out of cedar. Emphasis will be placed on concert tuning and artistic composition. You may view flutes by the instructor, Paul Pitt/Coyote Clay at his website, coyoteclayflutes.com.

Paul Pitt/Coyote Clay is a professor of Art at Harding University where he teaches sculpture, drawing, and pottery. He is a wood worker, sculptor, potter, welder, flute-maker, fire piston-maker, and even a hypnotist! www.coyoteclayflutes.com

SESSION ELEVEN
SESSION TWELVE
*Updates at www.ESSA-ART.com

SESSION THIRTEEN/JUNE 25-29

Steve Palmer

Beginning Furniture Design

All Levels

5-Day Workshop (9am-4pm)

Tuition: \$275 Materials: \$65

This workshop will provide an introduction to furniture design, studying such topics as joinery, wood movement, standard and custom sizes, decorative elements, and basic finishing techniques. The class project will be to design and build a small table utilizing sound design and creative ideas.

Steve Palmer (Kirkwood, MO) is a juried member of the Best of Missouri Hands Artisan Association. His work is on display at galleries in Eureka Springs, AR and St. Louis, MO.



SESSION FOURTEEN
SESSION FIFTEEN
SESSION SIXTEEN
SESSION SEVENTEEN
SESSION EIGHTEEN
SESSION NINETEEN
SESSION TWENTY
SESSION TWENTY-ONE
SESSION TWENTY-TWO
SESSION TWENTY-THREE
SESSION TWENTY-FOUR
SESSION TWENTY-FIVE
SESSION TWENTY-SIX
SESSION TWENTY-SEVEN
SESSION TWENTY-EIGHT
SESSION TWENTY-NINE
SESSION THIRTY
SESSION THIRTY-ONE
SESSION THIRTY-TWO
SESSION THIRTY-THREE
SESSION THIRTY-FOUR

*Updates at www.ESSA-ART.com

SESSION SEVENTEEN/July 23-27

Doug Stowe

Building Small Cabinets

All Levels

Off Site: Clear Spring Woodworking Studio

5-Day Workshop (9am-4pm)

Tuition: \$275 Materials: To be determined

Small cabinets are the next step up from making small boxes, and box maker Doug Stowe returns to ESSA this summer to lead students to their next step. Students will craft a small cabinet under the guidance of instructor Doug Stowe, while learning a variety of high quality woodworking techniques. Small cabinets are different from those plywood things that hang on your kitchen walls. They are heirlooms to be passed on to future generations and so demand the finest craftsmanship and offer the beginning or intermediate wood worker an opportunity to increase their woodworking skill.

Doug Stowe (Eureka Springs, AR) is the author of six woodworking books and has been a professional woodworker in Eureka Springs since 1976. He is one of the founders of the Eureka Springs School of the Arts and in 2009 was named "Arkansas Living Treasure" by the Arkansas Arts Council. www.dougstowe.com



*A list of workshops are updated regularly at www.ESSA-ART.com
REGISTER ONLINE www.ESSA-ART.com or CALL: 479.253.5384

YOUTH ART WORKSHOPS

SESSION ONE-TWELVE

*Updates at www.ESSA-ART.com



SESSION THIRTEEN/June 25-29

K. Michael Crawford

Comic Book Art-Youth

All Levels

Studio

5-Day class (10am-4pm)

Tuition: \$155 Materials: \$15

Let your imagination go wild while you learn how to create and draw your own comic strip project. You will learn all the steps necessary to create and develop a comic strip while learning good drawing skills that will help you improve your drawing ability. You will learn the differences between learning to draw people, animals, mythical creatures and inanimate objects.

K. Michael Crawford (Fulton, Maryland) has been teaching kids how to use their imagination and to draw so they can create comic book art for over ten years, along with illustrating children's book and products in her own whimsical style.

www.happilyeverart.com

SESSION FOURTEEN

*Updates at www.ESSA-ART.com

SESSION FIFTEEN/JULY 9-13

Denise Ryan

Basic Acrylic Painting

All Levels

5-Day Workshop (10am-4pm)

Tuition: \$155

Materials: Reference Instructor's List

Students will complete four projects in five days which are designed to introduce the students to the basic techniques of acrylic painting.

Denise Ryan, of Eureka Springs, Arkansas, received her Bachelor of Fine Arts from Temple University's Tyler School of Fine Art. She earned her Master of Fine Arts from Yale University. Presently, Denise is an instructor of Painting and Drawing for the Holiday Island Art Guild, and is also an occasional Elderhostel Instructor for the University of Arkansas. In her painting career, she has developed a reputation for fine portraiture, and is also known for her unusual still life/landscape compositions. In 2007, she received the Individual Artist Fellowship Award from the Arkansas Arts Council, and in 2006 won first place in the Eureka Springs Fall Art Show. Denise works primarily in oil and pastel. Stylistically, her paintings are representational. Although they appear to be highly illusionist, the unusual combination of subjective elements, magical settings, brilliant color, and pervasive light quality create a sense of the surreal or metaphysical. www.deniseryanart.com

Ralph Wilson

Shrine Building

All Levels

One-Half Day Workshop July 13 (1pm-4pm)

Tuition: \$15 Materials: \$5

Create your own personal shrine/altar! Honor something you truly treasure- a person, place, or thing. Shrines are emblematic of Hopes, Goals, and Dreams. They are a place where you can send up prayers and wishes for yourself or others, or to honor loved ones who have passed.

Ralph Wilson (Eureka Springs, AR) is also known as "The Shrine King". He has a Bachelor's degree in Marketing and Business Management from UCLA. In 2006 he was the artist in residence for the Eureka Springs May festival of the Arts at which time he began in school and outdoor installations for kid's- art. He later went on to develop art classes for Art Outreach Programs for schools in Carroll County, AR. He has taught Youth Workshops through Crystal Bridges Museum of American Art to the delight of everyone!

SESSION FIFTEEN/July 9-13

Adrian Frost

Environmental Art-Using Art to Explore the Environment

Studio

4-Day Workshop (10am-4pm)

Tuition: \$155

Materials: Reference Instructor's List

The Hopi in Arizona, in ritual dance wear head-dresses with representations of the local pine trees. The trees grow in the highest elevation and aid cloud formation that bring the rains that grow the corn, the mainstay of Hopi culture. How might we represent ourselves regarding our environment? All forms of art disciplines may be utilized, painting, sculpture, assemblage, poetry, performance, audio, photography, and film.

Adrian Frost, (Eureka Springs, Arkansas) was educated at St. Martins School of Art, London, England. He was a visiting professor at New School, New York, University of California, Davies, University of North Carolina, Asheville, North Carolina, Warwick Community College, Rhode Island, and Dutchess Community College, New York.

SESSION SIXTEEN-EIGHTEEN

*Updates at www.ESSA-ART.com

SESSION NINETEEN/August 6-9

Louise Halsey

Introduction to Tapestry for an Adult & Child

All Levels

Studio

4-Day Workshop (9am-4pm)

Tuition: \$220 Materials:\$50

This is an introduction for adults and children (3rd grade and up or by recommendation) to the basics of tapestry weaving. Students will learn a variety of techniques initially. Each student will be treated individually and will make an individual project, perhaps a small woven bag, wall piece, or mini-rug.

Louise Halsey (Little Rock, AR) has been weaving for decades and still loves sharing her skills, especially tapestry techniques with students of all ages. She is a member of the American Tapestry Alliance and a gardener with a house/studio in the Ozarks.

www.americantapestryalliance.com

SESSION TWENTY-THIRTY-FOUR

*Updates at www.ESSA-ART.com

*A list of workshops are updated regularly at www.ESSA-ART.com

REGISTER ONLINE www.ESSA-ART.com or CALL: 479.253.5384

IMPORTANT CLASS INFORMATION

See our website: www.ESSA-ART.com • e-mail: info@ESSA-ART.com • 479.253.5384



Registration:

Workshops are small and fill quickly. Register 4 weeks in advance of your workshops to receive a \$25 discount for 5-day adult workshops. (workshops without a minimum number of registrations may be cancelled.) Students can only register for one class for each week-long session. Please refer to the following page for more detail. Registrations are non-transferable.

How to register:

Online @ www.ESSA-ART.com

By mail/fax – 479-253-5082

Complete and enclose registration form with check or money order payable to ESSA. Send Registration Form to:

ESSA
P.O. Box 657
Eureka Springs, AR 72632

In person...

ESSA's campus at 15751 Highway 62W, Eureka Springs, Arkansas. Registration office hours are Monday thru Friday, 9am – 5pm.

By phone...

Credit card payments may be made by phone. Call ESSA at 479.253.5384 with all necessary class information and credit card information.

Payment...

Full tuition payment is due upon enrollment 30 days prior to the first day of class. **Material fees are payable directly to the instructor on the first day of class.** Scholarship forms and a short-term payment plan are available upon approval. A \$35 fee will be charged for returned checks.

Notice...

Media Representatives are often on the premises during classes and special events to capture images for Eureka Springs School of the Arts' publicity materials. By registering you grant ESSA permission to use your work and your image in our publicity materials, including print, e-media, etal.

Policies...

ESSA reserves the right to cancel, combine or reschedule workshops, or change workshops instructors when necessary.

If ESSA is forced to cancel a workshop, all registered students will be notified and given the opportunity to register for another workshop within our fiscal year. If a transfer is not possible, students will receive a full refund.

ESSA does not reimburse any airline or other travel expenses.

Withdrawal, refund, and transfer...

Except for a non-refundable \$75 cancellation fee per workshop, tuition payment is refundable if notice of cancellation is received in writing and postmarked two weeks prior to the beginning of workshop. No refund can be made after that date due to faculty contracts, material acquisitions, and housing and travel agreements. If cancellation occurs within the two week period, the tuition payment cannot be applied to a later session. ESSA will not make refunds to students withdrawing after a class has begun. Transfers from one workshop to another are permitted if space is available. To do so, you must notify ESSA in writing at least 30 days before the start of your workshop and pay a \$25 transfer fee. Failure to attend class or verbal notification will not be regarded as an official notice of withdrawal.

Discount and fees...

Tuition for adult classes is as follows:

- \$275 5-day workshop Register 4 weeks in advance and receive a \$25 discount. (Discount applies only to 5-day adult workshops.)
- \$220 4-day workshop
- \$165 3-day workshop
- \$110 2-day workshop
- \$99 one-day seminar

Tuition for Youth Art Workshops (ages 11-17) is \$125 for 4-day and \$155 for 5-day

Materials fees vary, depending on the class, and are not included in the tuition fees. **Material Fees are payable directly to the instructor and are required on the first day of workshop.** Upon registering for a workshop you will receive an estimate of these fees along with a list of materials the instructor suggests you bring to class.

Scholarships and work study...

Limited **scholarships** are available for both adult and children's workshops. They are awarded on the basis of merit and need and are granted on a first-come, first-served basis. Scholarship applications are due 30 days prior to first date of class. Call ESSA, or log onto our website for the application form.

Limited **Work Study** opportunities are available for adult workshops only. Participants receive a one week workshop for 30 hours of work in clerical tasks, computer tasks, groundskeeping, housekeeping and other tasks that arise as helpful. For more information, please contact us.

Age requirements...

For all adult workshops, students must be 18 years of age or older. Written consent from a parent is required for any student under 18.

For youth workshops, students must be between the ages of 11 and 17, as specified in this catalog under each class description.

Continuing Education...

Continuing education units are provided for teachers upon completion of the workshop. Documentation of hours will be provided for school administrators upon request. Please provide contact information.

Accommodations...

Lodging is available from \$39 and up per night. Additional lodging information available at www.ESSA-ART.com. Camping is also available. We can provide you with a list of recommended lodging or you may visit www.eurekaspringschamber.com or www.eurekasprings.com.

*A list of workshops are updated regularly at www.ESSA-ART.com
REGISTER ONLINE www.ESSA-ART.com or CALL: 479.253.5384

ESSA Registration Form

Workshop space is limited. To ensure enrollment, please register at least 30 days prior to start of the workshop. Please read all registration and refund policies before you register.

Date _____

Participant Information

Please print clearly

☐ Telephone

☐ Mail

☐ Walk-in

☐ New Participant

☐ Returning Participant

FIRST NAME

LAST NAME

EMAIL ADDRESS

STREET ADDRESS

CITY

STATE

ZIP CODE

HOME TELEPHONE

WORK TELEPHONE

CELL

	Session	Workshop Title/Instructor	Dates	Tuition
1)				
2)				
3)				

Method of Payment

☐ Cash (Walk-in only) ☐ Check ☐ Money Order

☐ Credit Card (Visa, Mastercard, Discover)

Credit Card #: _____

CVV2 # _____ Expiration Date (M/Y): _____

Cardholder's Name _____
(Please Print)

Cardholder's Signature: _____

Class Payment Information

Total Tuition \$ _____

Waiver \$ _____

☐ Scholarship ☐ Work Study ☐ Certificate

Early Registration Discount \$25* \$ _____

Amount Paid (Date _____) \$ _____

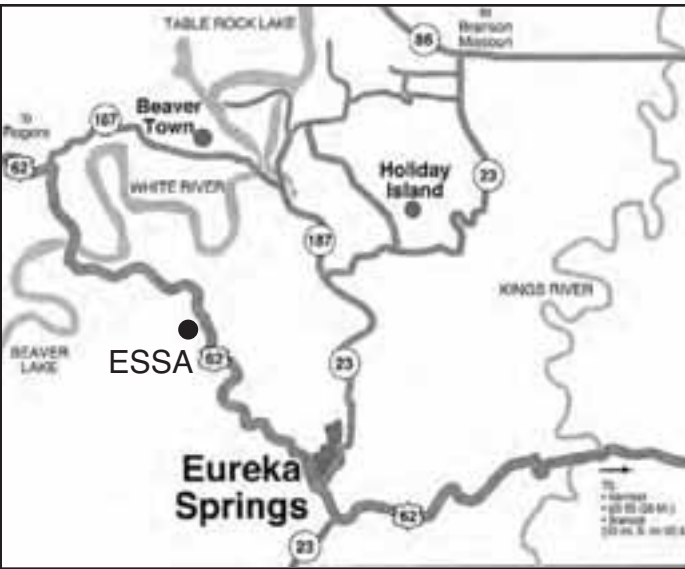
Balance Due \$ _____

* Discount applies to 5-day workshops only. Student must register 4 weeks in advance of the start of the class.

Complete, detach and return form with payment to:
ESSA – Eureka Springs School of the Arts • P.O. Box 657 • Eureka Springs AR 72632
ESSA – Eureka Springs School of the Arts is a not-for-profit 501 (c) (3) organization.



Transportation, Meals and Lodging Call ESSA at 479-253-5384 or email us at info@ESSA-ART.com



EUREKA! www.ESSA-ART.com

Our campus is less than five miles and a pleasant 10 minute drive from downtown Eureka Springs. Fayetteville's airport, XNA, and Branson airports are about an hour away from our campus. Small craft airports are less than 12 miles away. ESSA has networked with several lodging establishments for special discounts on nightly rates for ESSA students. Please contact ESSA's knowledgeable staff at 479-253-5384 for any questions or concerns that you might have. For assistance in dining, both exquisite and casual, please visit the Eureka Springs Chamber of Commerce at: www.eurekaspringschamber.com, or www.eurekasprings.com, www.eurekasprings.org

*A list of workshops are updated regularly at www.ESSA-ART.com
REGISTER ONLINE www.ESSA-ART.com or CALL: 479.253.5384

ESSA Eureka Springs School of the Arts Schedule of Events 2012

In the belief that art is vital to the human spirit, the ESSA is committed to cultivating, promoting, and encouraging, artistic expression by providing art education opportunities in a unique environment of beauty and creativity.



ESSA – Eureka Springs School of the Arts 2012 Art Workshops



15751 Hwy 62W Eureka Springs, AR 72632

ESSA 2012 CALENDAR OF EVENTS

March 30/Re-Art

ESSA's Chair-ity fund raiser event includes the opportunity to bid on art chairs by local artists and also to purchase previously owned art at great prices

April 2/ESSA's 2012 Workshop Schedule Begins

Many requested and never-before offered workshops will be held in 2012. Neo Expressive Drawing, Drawing/Narrative Art, Illustrations for Children's Books, Art & Craft Paper Beadmaking, Wire Jewelry Art, Encaustics, Art in the Garden, and Frit Painting & Lamp Making are just a few of the highlights of offerings for 2012. In addition, also for the first time ever, youth workshops will be offered throughout the year including Weaving for Youth and Adults, Shrine Art, EcoArt, and a special summer event with Alice Guffey Miller. In the medium of wood, Building a Small Cabinet and Beginning Furniture Design will make their debut.

June 11-July 7/CICA Symphony Orchestra

ESSA is collaborating with the magnificent classical music of the Chen International Cultural and Art (CICA) Foundation International Summer Music Festival. The list of events include the CICA Eureka Springs International Orchestra and Chamber Music Festival June 11-July 7; the Eureka Springs International Composers Conference and Competition (ESICCC) June 18-24; 2012 Eureka Springs Stradivari International Violin makers Competition and Conference (ESIVCC); the CICA Suzuki Summer Institute July 2-7; the 2012 CICA International Concerto Competition June 25-27; and the Mozart International Young Musician Summer Institute June 24-July 7. The four-week program also features a July 4th celebration concert series, participating in the Eureka Springs' July 4th ceremony, waltz dance, party in the park, and many other celebration parties.

July 2-6/ESSA Celebrates the Fourth!

For the first time ever ESSA will be offering evening hour's workshops for this special occasion. Workshops being held include John Willer, "Acrylic Painting"; K. Michael Crawford, "Illustration of a Children's Book", Pam Stern, "Carving & Painting Porcelain Beads", and RuAnn Ewing, "Mixed Media Jewelry". ESSA will also have a fun family day celebration on the 4th inviting all to celebrate our freedom to create!

Alice Guffey Miller:

Creating Art Out of Recycled Materials

Community Artist Alice Guffey Miller comes to the ESSA campus this summer to work her magic by turning recycled objects into fanciful art installations. Recipient of the Arkansas Arts Council 2004 Special Recognition Award for Arts in Education, Alice will be engaging youth and adults in the creation of a special installation along the new trail on the ESSA Campus. Check out our website at www.ESSA-Art.com, our Constant Contact newsletter, and Facebook for more info on this exciting visit by Alice.

Come to the Table

with Beth Ireland and Jennifer Moller

This is a three-day community art project that will take place at ESSA in June, 2012. It is a continuation of "Turning Around America" (a mobile workshop project), that was held at ESSA in April, 2011. This new project continues the theme of empowerment through inspiration with the Artists and Educators who participated in the mobile workshop. Participants will come to the table literally, participating in a variety of facilitated actions involving a table constructed for that purpose. Conversation, writing, drawing, painting, and carving will

all be part of a transformational weekend where the table will be transformed externally and the participants internally through a long communal conversation and a weekend of making. Visit www.turningaroundamerica.com to see images and read accounts of the earlier "mobile workshop project."

October 26/ESSA'S 10th Annual Mad Hatter Ball Fundraiser, Crescent Hotel

Fun and frivolity will abound as ESSA sponsors its major fundraiser of the year. A silent auction of fantastic art and gift packages along with dancing and dinner will entertain the festive crowd. Costume in your wildest garb or just be yourself, but be sure to don a hat and enter the hat contest.



December 6

St. James Episcopal Church 46th Silver Tea at the Crescent Hotel's Crystal Dining Room from 2-4 p.m. to benefit ESSA.