

The
QUILTER'S market
----- fun - friends - fabric -----

7601 E Speedway Blvd.
520-747-8458

Tucson, AZ 85710
quiltersmarket@hotmail.com

announcing...

Judy Niemeyer University

February 12-19, 2013

Coming this spring: an incredible quilting and learning experience with master designer and teacher Judy Niemeyer!

If you are a fan of Judy Niemeyer designs, this is the event for you!

Judy is coming to the Quilter's Market and she and certified instructor Kay Crandall will be teaming up to teach four different classes on Judy's most popular quilt designs. Offered for students of all skill levels, the classes are listed below with pictures of the projects you can choose from. Take a look – there's sure to be one for you!

Enroll in a class at NU and receive:

- 2 or 3 days of instruction** (depending on the class selected) team-taught by Judy Niemeyer and certified instructor Kay Crandall
- free** admission to Judy's "Spectacular Color for your Quilts" lecture on one evening
- free** admission to evening trunk show
- two** evenings of free sew time (5-9:30pm),
- lunch** on two class days,
- 10% discount** on all class supplies
- 10% discount** on all Judy Niemeyer patterns, fabrics to make those patterns and JN kits purchased during NU (Feb 12-19, 2013)

Registration begins at 9am on Saturday, September 22 at The Quilter's Market. Register in person or by phone at 747-8458.

See the attached sheet for registration information and other information about this special event.

Class 1: Wedding Ring Series

Feb 12-15 (1:30 – 5p Tues, 9-5 Wed & Thurs, 9-12 Friday)
\$270

Bali Wedding Star
Flowers for my Wedding Ring
Diamond Wedding Ring
Forever Yours Table Runner
Bali Bed Runner

Intermediate-Advanced
Intermediate-Advanced
Intermediate-Advanced
Intermediate-Advanced
Intermediate-Advanced



Class 2: Classic Favorites

Feb 13-14 (Wed-Thurs 8:30a-4:30p)
\$180

4th of July
Sunflower Illusions, Total Eclipse, Dancing Batiks

Intermediate-Advanced
Beginner-Advanced



Class 3: Feathered Star or Coxcomb

Feb 16-19 (1:30-5 Sat, 9a-5p Sun & Mon, 9-12Tues)
\$270

Feathered Star
Coxcomb



wallhanging, queen or snowflake treeskirt

Intermediate-Advanced
Intermediate-Advanced



Class 4: Confetti or Bali Fever

Feb 17-18 (Sunday & Monday 8:30a-4:30p)
\$180

Confetti
Bali Fever



Beginner-Advanced
Beginner-Advanced



FAQs:

How do I sign up?

Signups will begin Saturday, September 22 at 9am. You may register in person at The Quilter's Market or over the phone at 520-747-8458.

A \$50 non-refundable deposit is required at signup; the balance of the class fee is due by Dec. 1. Refunds less the \$50 deposit will only be given if the class is full and the spot can be filled from the waiting list.

Please make sure that you give us your email address when you sign up so that we may send you important updates, supply lists, etc., as they become available. Also, once you have selected which pattern you will be making, please make sure we have that information as well.

What do the class levels mean?

Judy describes the experience levels as:

Beginner: A beginner is someone who has no experience in foundation paper piecing. A beginner student will need some sewing experience. They must know how to use their machine and a rotary cutter, and they need basic knowledge on how to assemble a quilt.

Intermediate: An individual who has basic knowledge on the construction of quilt blocks, quilt layouts, sewing techniques, curved piecing and a little paper piecing experience is considered an intermediate.

Advanced: Someone who is knowledgeable about foundation paper piecing, curved piecing, applique', and knows how to construct and design their own quilt layouts is considered advanced. Any person who has completed one of my quilts or taken a class from me would fall under an advanced student.

Where's my supply list?

An email will be sent to you shortly when the supply lists become available & well in advance of class so that you have plenty of time to select your fabrics or kit for your quilt.

Help! I don't know where to start when selecting my fabrics!

We'd love to help you with that! Whether you want to choose your own fabrics or work with one of our Quilter's Market exclusive kits, our staff is trained and ready to assist you. We'll even custom create a kit in the color way you desire!

In order to ensure that we are able to devote our undivided attention to you and your project, we ask that you schedule an appointment with us if you would like personalized one-on-one help with selecting your fabrics. Ask our staff or call the shop @ 520-747-8458 to schedule your appointment today. And remember, you will receive 10% off all the supplies: fabric, pattern & notions that you will need for your quilt.

I've never made a Judy Niemeyer quilt before, and they look difficult. Will I be in over my head?

Absolutely not, but be sure to refer to the experience levels described above to determine your skill level and select your class accordingly. Also, we strongly encourage beginners to take "Getting to Know Judy," an introductory class taught at The Quilter's Market by certified instructor Kay Crandall, which will help acquaint you with the terminology and basic techniques.

Is there pre-class preparation?

Yes, most classes require pre-class prep such as pre-cutting fabrics and it is important to allow time to do this before the day of class. Instructions will be included with your supply lists.

I'm from out of town. Any recommendations on hotels?

Yes, there are several nice options in the area. We are compiling that information and will forward it to you shortly so that you are able to make reservations.

Will I be able to leave my sewing machine and supplies in the classroom at night?

Yes, the classrooms will be locked each evening and you are welcome to leave your sewing equipment and supplies there. Of course, you should take all personal items and valuables with you.

What about lunch?

Lunch is included on both full days of each class. Bottled water will also be provided and ~~probably~~ definitely some chocolate!

What's going on in the evenings?

Lots!

On Friday, February 15 at 7pm, Judy will give her popular lecture, "Spectacular Color for Your Quilts," in which she will walk you through color selection for your quilts. See many of Judy's own quilts as you learn how to select fabrics for re-creating quilts you've seen when fabrics are no longer available, how to select fabrics to accomplish the re-creation of something that inspires you, creating a beautiful quilt around colors selected by someone else, "cleaning" out your fabric stash and more! Admission to this event is included free with your class enrollment.

Tuesday, February 12th or Saturday, February 16th at 7pm, join Judy for a trunk show of her beautiful quilts – and if you have made a Judy Niemeyer quilt – bring it to share! This will be a dazzling evening of inspiration as you get to see what your fellow quilters have been doing. Admission to this event is included free with your class enrollment.

On the other class evenings, the classrooms and store will be open and staffed for free sew from 5-9:30pm. Leave after class is finished or stay late to work on your project – the choice is yours!


Whew -That's a lot of info!

We want you to love your Quilter's Market class with Judy Niemeyer and hope that you will find it to be a stimulating, rewarding and fun experience. When you sign up, we'll keep you updated on new information as it comes - we're here to help you every step of the way!

In the meantime, if you have more questions, don't hesitate to ask our staff – or email me directly at quiltersmarket@hotmail.com.

Sincerely,

Lynda Luiten, owner
The Quilter's Market



The
QUILTER'S market
----- fun - friends - fabric -----

7601 E Speedway Blvd.
520-747-8458

Tucson, AZ 85710
quiltersmarket@hotmail.com

announcing...

Judy Niemeyer University

February 12-19, 2013

Coming this spring: an incredible quilting and learning experience with master designer and teacher Judy Niemeyer!

If you are a fan of Judy Niemeyer designs, this is the event for you!

Judy is coming to the Quilter's Market and she and certified instructor Kay Crandall will be teaming up to teach four different classes on Judy's most popular quilt designs. Offered for students of all skill levels, the classes are listed below with pictures of the projects you can choose from. Take a look – there's sure to be one for you!

Enroll in a class at NU and receive:

- 2 or 3 days of instruction** (depending on the class selected) team-taught by Judy Niemeyer and certified instructor Kay Crandall
- free** admission to Judy's "Spectacular Color for your Quilts" lecture on one evening
- free** admission to evening trunk show
- two** evenings of free sew time (5-9:30pm),
- lunch** on two class days,
- 10% discount** on all class supplies
- 10% discount** on all Judy Niemeyer patterns, fabrics to make those patterns and JN kits purchased during NU (Feb 12-19, 2013)

Registration begins at 9am on Saturday, September 22 at The Quilter's Market. Register in person or by phone at 747-8458.

See the attached sheet for registration information and other information about this special event.

Class 1: Wedding Ring Series

Feb 12-15 (1:30 – 5p Tues, 9-5 Wed & Thurs, 9-12 Friday)
\$270

Bali Wedding Star
Flowers for my Wedding Ring
Diamond Wedding Ring
Forever Yours Table Runner
Bali Bed Runner

Intermediate-Advanced
Intermediate-Advanced
Intermediate-Advanced
Intermediate-Advanced
Intermediate-Advanced



Class 2: Classic Favorites

Feb 13-14 (Wed-Thurs 8:30a-4:30p)
\$180

4th of July
Sunflower Illusions, Total Eclipse, Dancing Batiks

Intermediate-Advanced
Beginner-Advanced



Class 3: Feathered Star or Coxcomb

Feb 16-19 (1:30-5 Sat, 9a-5p Sun & Mon, 9-12Tues)
\$270

Feathered Star
Coxcomb



wallhanging, queen or snowflake treeskirt

Intermediate-Advanced
Intermediate-Advanced



Class 4: Confetti or Bali Fever

Feb 17-18 (Sunday & Monday 8:30a-4:30p)
\$180

Confetti
Bali Fever



Beginner-Advanced
Beginner-Advanced



FAQs:

How do I sign up?

Signups will begin Saturday, September 22 at 9am. You may register in person at The Quilter's Market or over the phone at 520-747-8458.

A \$50 non-refundable deposit is required at signup; the balance of the class fee is due by Dec. 1. Refunds less the \$50 deposit will only be given if the class is full and the spot can be filled from the waiting list.

Please make sure that you give us your email address when you sign up so that we may send you important updates, supply lists, etc., as they become available. Also, once you have selected which pattern you will be making, please make sure we have that information as well.

What do the class levels mean?

Judy describes the experience levels as:

Beginner: A beginner is someone who has no experience in foundation paper piecing. A beginner student will need some sewing experience. They must know how to use their machine and a rotary cutter, and they need basic knowledge on how to assemble a quilt.

Intermediate: An individual who has basic knowledge on the construction of quilt blocks, quilt layouts, sewing techniques, curved piecing and a little paper piecing experience is considered an intermediate.

Advanced: Someone who is knowledgeable about foundation paper piecing, curved piecing, applique', and knows how to construct and design their own quilt layouts is considered advanced. Any person who has completed one of my quilts or taken a class from me would fall under an advanced student.

Where's my supply list?

An email will be sent to you shortly when the supply lists become available & well in advance of class so that you have plenty of time to select your fabrics or kit for your quilt.

Help! I don't know where to start when selecting my fabrics!

We'd love to help you with that! Whether you want to choose your own fabrics or work with one of our Quilter's Market exclusive kits, our staff is trained and ready to assist you. We'll even custom create a kit in the color way you desire!

In order to ensure that we are able to devote our undivided attention to you and your project, we ask that you schedule an appointment with us if you would like personalized one-on-one help with selecting your fabrics. Ask our staff or call the shop @ 520-747-8458 to schedule your appointment today. And remember, you will receive 10% off all the supplies: fabric, pattern & notions that you will need for your quilt.

I've never made a Judy Niemeyer quilt before, and they look difficult. Will I be in over my head?

Absolutely not, but be sure to refer to the experience levels described above to determine your skill level and select your class accordingly. Also, we strongly encourage beginners to take "Getting to Know Judy," an introductory class taught at The Quilter's Market by certified instructor Kay Crandall, which will help acquaint you with the terminology and basic techniques.

Is there pre-class preparation?

Yes, most classes require pre-class prep such as pre-cutting fabrics and it is important to allow time to do this before the day of class. Instructions will be included with your supply lists.

I'm from out of town. Any recommendations on hotels?

Yes, there are several nice options in the area. We are compiling that information and will forward it to you shortly so that you are able to make reservations.

Will I be able to leave my sewing machine and supplies in the classroom at night?

Yes, the classrooms will be locked each evening and you are welcome to leave your sewing equipment and supplies there. Of course, you should take all personal items and valuables with you.

What about lunch?

Lunch is included on both full days of each class. Bottled water will also be provided and ~~probably~~ definitely some chocolate!

What's going on in the evenings?

Lots!

On Friday, February 15 at 7pm, Judy will give her popular lecture, "Spectacular Color for Your Quilts," in which she will walk you through color selection for your quilts. See many of Judy's own quilts as you learn how to select fabrics for re-creating quilts you've seen when fabrics are no longer available, how to select fabrics to accomplish the re-creation of something that inspires you, creating a beautiful quilt around colors selected by someone else, "cleaning" out your fabric stash and more! Admission to this event is included free with your class enrollment.

Tuesday, February 12th or Saturday, February 16th at 7pm, join Judy for a trunk show of her beautiful quilts – and if you have made a Judy Niemeyer quilt – bring it to share! This will be a dazzling evening of inspiration as you get to see what your fellow quilters have been doing. Admission to this event is included free with your class enrollment.

On the other class evenings, the classrooms and store will be open and staffed for free sew from 5-9:30pm. Leave after class is finished or stay late to work on your project – the choice is yours!


Whew -That's a lot of info!

We want you to love your Quilter's Market class with Judy Niemeyer and hope that you will find it to be a stimulating, rewarding and fun experience. When you sign up, we'll keep you updated on new information as it comes - we're here to help you every step of the way!

In the meantime, if you have more questions, don't hesitate to ask our staff – or email me directly at quiltersmarket@hotmail.com.

Sincerely,

Lynda Luiten, owner
The Quilter's Market



The
QUILTER'S market
----- fun - friends - fabric -----

7601 E Speedway Blvd.
520-747-8458

Tucson, AZ 85710
quiltersmarket@hotmail.com

announcing...

Judy Niemeyer University

February 12-19, 2013

Coming this spring: an incredible quilting and learning experience with master designer and teacher Judy Niemeyer!

If you are a fan of Judy Niemeyer designs, this is the event for you!

Judy is coming to the Quilter's Market and she and certified instructor Kay Crandall will be teaming up to teach four different classes on Judy's most popular quilt designs. Offered for students of all skill levels, the classes are listed below with pictures of the projects you can choose from. Take a look – there's sure to be one for you!

Enroll in a class at NU and receive:

- 2 or 3 days of instruction** (depending on the class selected) team-taught by Judy Niemeyer and certified instructor Kay Crandall
- free** admission to Judy's "Spectacular Color for your Quilts" lecture on one evening
- free** admission to evening trunk show
- two** evenings of free sew time (5-9:30pm),
- lunch** on two class days,
- 10% discount** on all class supplies
- 10% discount** on all Judy Niemeyer patterns, fabrics to make those patterns and JN kits purchased during NU (Feb 12-19, 2013)

Registration begins at 9am on Saturday, September 22 at The Quilter's Market. Register in person or by phone at 747-8458.


See the attached sheet for registration information and other information about this special event.

Class 1: Wedding Ring Series

Feb 12-15 (1:30 – 5pTues, 9-5 Wed & Thurs, 9-12 Friday)
\$270

Bali Wedding Star
Flowers for my Wedding Ring
Diamond Wedding Ring
Forever Yours Table Runner
Bali Bed Runner

Intermediate-Advanced
Intermediate-Advanced
Intermediate-Advanced
Intermediate-Advanced
Intermediate-Advanced



Class 2: Classic Favorites

Feb 13-14 (Wed-Thurs 8:30a-4:30p)
\$180

4th of July
Sunflower Illusions, Total Eclipse, Dancing Batiks

Intermediate-Advanced
Beginner-Advanced



Class 3: Feathered Star or Coxcomb

Feb 16-19 (1:30-5 Sat, 9a-5p Sun & Mon, 9-12Tues)
\$270

Feathered Star
Coxcomb



wallhanging, queen or snowflake treeskirt

Intermediate-Advanced
Intermediate-Advanced



Class 4: Confetti or Bali Fever

Feb 17-18 (Sunday & Monday 8:30a-4:30p)
\$180

Confetti
Bali Fever



Beginner-Advanced
Beginner-Advanced



FAQs:

How do I sign up?

Signups will begin Saturday, September 22 at 9am. You may register in person at The Quilter's Market or over the phone at 520-747-8458.

A \$50 non-refundable deposit is required at signup; the balance of the class fee is due by Dec. 1. Refunds less the \$50 deposit will only be given if the class is full and the spot can be filled from the waiting list.

Please make sure that you give us your email address when you sign up so that we may send you important updates, supply lists, etc., as they become available. Also, once you have selected which pattern you will be making, please make sure we have that information as well.

What do the class levels mean?

Judy describes the experience levels as:

Beginner: A beginner is someone who has no experience in foundation paper piecing. A beginner student will need some sewing experience. They must know how to use their machine and a rotary cutter, and they need basic knowledge on how to assemble a quilt.

Intermediate: An individual who has basic knowledge on the construction of quilt blocks, quilt layouts, sewing techniques, curved piecing and a little paper piecing experience is considered an intermediate.

Advanced: Someone who is knowledgeable about foundation paper piecing, curved piecing, applique', and knows how to construct and design their own quilt layouts is considered advanced. Any person who has completed one of my quilts or taken a class from me would fall under an advanced student.

Where's my supply list?

An email will be sent to you shortly when the supply lists become available & well in advance of class so that you have plenty of time to select your fabrics or kit for your quilt.

Help! I don't know where to start when selecting my fabrics!

We'd love to help you with that! Whether you want to choose your own fabrics or work with one of our Quilter's Market exclusive kits, our staff is trained and ready to assist you. We'll even custom create a kit in the color way you desire!

In order to ensure that we are able to devote our undivided attention to you and your project, we ask that you schedule an appointment with us if you would like personalized one-on-one help with selecting your fabrics. Ask our staff or call the shop @ 520-747-8458 to schedule your appointment today. And remember, you will receive 10% off all the supplies: fabric, pattern & notions that you will need for your quilt.

I've never made a Judy Niemeyer quilt before, and they look difficult. Will I be in over my head?

Absolutely not, but be sure to refer to the experience levels described above to determine your skill level and select your class accordingly. Also, we strongly encourage beginners to take "Getting to Know Judy," an introductory class taught at The Quilter's Market by certified instructor Kay Crandall, which will help acquaint you with the terminology and basic techniques.

Is there pre-class preparation?

Yes, most classes require pre-class prep such as pre-cutting fabrics and it is important to allow time to do this before the day of class. Instructions will be included with your supply lists.

I'm from out of town. Any recommendations on hotels?

Yes, there are several nice options in the area. We are compiling that information and will forward it to you shortly so that you are able to make reservations.

Will I be able to leave my sewing machine and supplies in the classroom at night?

Yes, the classrooms will be locked each evening and you are welcome to leave your sewing equipment and supplies there. Of course, you should take all personal items and valuables with you.

What about lunch?

Lunch is included on both full days of each class. Bottled water will also be provided and ~~probably~~ definitely some chocolate!

What's going on in the evenings?

Lots!

On Friday, February 15 at 7pm, Judy will give her popular lecture, "Spectacular Color for Your Quilts," in which she will walk you through color selection for your quilts. See many of Judy's own quilts as you learn how to select fabrics for re-creating quilts you've seen when fabrics are no longer available, how to select fabrics to accomplish the re-creation of something that inspires you, creating a beautiful quilt around colors selected by someone else, "cleaning" out your fabric stash and more! Admission to this event is included free with your class enrollment.

Tuesday, February 12th or Saturday, February 16th at 7pm, join Judy for a trunk show of her beautiful quilts – and if you have made a Judy Niemeyer quilt – bring it to share! This will be a dazzling evening of inspiration as you get to see what your fellow quilters have been doing. Admission to this event is included free with your class enrollment.

On the other class evenings, the classrooms and store will be open and staffed for free sew from 5-9:30pm. Leave after class is finished or stay late to work on your project – the choice is yours!


Whew -That's a lot of info!

We want you to love your Quilter's Market class with Judy Niemeyer and hope that you will find it to be a stimulating, rewarding and fun experience. When you sign up, we'll keep you updated on new information as it comes - we're here to help you every step of the way!

In the meantime, if you have more questions, don't hesitate to ask our staff – or email me directly at quiltersmarket@hotmail.com.

Sincerely,

Lynda Luiten, owner
The Quilter's Market



The
QUILTER'S market
----- fun - friends - fabric -----

7601 E Speedway Blvd.
520-747-8458

Tucson, AZ 85710
quiltersmarket@hotmail.com

announcing...

Judy Niemeyer University

February 12-19, 2013

Coming this spring: an incredible quilting and learning experience with master designer and teacher Judy Niemeyer!

If you are a fan of Judy Niemeyer designs, this is the event for you!

Judy is coming to the Quilter's Market and she and certified instructor Kay Crandall will be teaming up to teach four different classes on Judy's most popular quilt designs. Offered for students of all skill levels, the classes are listed below with pictures of the projects you can choose from. Take a look – there's sure to be one for you!

Enroll in a class at NU and receive:

- 2 or 3 days of instruction** (depending on the class selected) team-taught by Judy Niemeyer and certified instructor Kay Crandall
- free** admission to Judy's "Spectacular Color for your Quilts" lecture on one evening
- free** admission to evening trunk show
- two** evenings of free sew time (5-9:30pm),
- lunch** on two class days,
- 10% discount** on all class supplies
- 10% discount** on all Judy Niemeyer patterns, fabrics to make those patterns and JN kits purchased during NU (Feb 12-19, 2013)

Registration begins at 9am on Saturday, September 22 at The Quilter's Market. Register in person or by phone at 747-8458.

See the attached sheet for registration information and other information about this special event.

Class 1: Wedding Ring Series

Feb 12-15 (1:30 – 5pTues, 9-5 Wed & Thurs, 9-12 Friday)
\$270

Bali Wedding Star
Flowers for my Wedding Ring
Diamond Wedding Ring
Forever Yours Table Runner
Bali Bed Runner

Intermediate-Advanced
Intermediate-Advanced
Intermediate-Advanced
Intermediate-Advanced
Intermediate-Advanced



Class 2: Classic Favorites

Feb 13-14 (Wed-Thurs 8:30a-4:30p)
\$180

4th of July
Sunflower Illusions, Total Eclipse, Dancing Batiks

Intermediate-Advanced
Beginner-Advanced



Class 3: Feathered Star or Coxcomb

Feb 16-19 (1:30-5 Sat, 9a-5p Sun & Mon, 9-12Tues)
\$270

Feathered Star
Coxcomb



wallhanging, queen or snowflake treeskirt

Intermediate-Advanced
Intermediate-Advanced



Class 4: Confetti or Bali Fever

Feb 17-18 (Sunday & Monday 8:30a-4:30p)
\$180

Confetti
Bali Fever



Beginner-Advanced
Beginner-Advanced



FAQs:

How do I sign up?

Signups will begin Saturday, September 22 at 9am. You may register in person at The Quilter's Market or over the phone at 520-747-8458.

A \$50 non-refundable deposit is required at signup; the balance of the class fee is due by Dec. 1. Refunds less the \$50 deposit will only be given if the class is full and the spot can be filled from the waiting list.

Please make sure that you give us your email address when you sign up so that we may send you important updates, supply lists, etc., as they become available. Also, once you have selected which pattern you will be making, please make sure we have that information as well.

What do the class levels mean?

Judy describes the experience levels as:

Beginner: A beginner is someone who has no experience in foundation paper piecing. A beginner student will need some sewing experience. They must know how to use their machine and a rotary cutter, and they need basic knowledge on how to assemble a quilt.

Intermediate: An individual who has basic knowledge on the construction of quilt blocks, quilt layouts, sewing techniques, curved piecing and a little paper piecing experience is considered an intermediate.

Advanced: Someone who is knowledgeable about foundation paper piecing, curved piecing, applique', and knows how to construct and design their own quilt layouts is considered advanced. Any person who has completed one of my quilts or taken a class from me would fall under an advanced student.

Where's my supply list?

An email will be sent to you shortly when the supply lists become available & well in advance of class so that you have plenty of time to select your fabrics or kit for your quilt.

Help! I don't know where to start when selecting my fabrics!

We'd love to help you with that! Whether you want to choose your own fabrics or work with one of our Quilter's Market exclusive kits, our staff is trained and ready to assist you. We'll even custom create a kit in the color way you desire!

In order to ensure that we are able to devote our undivided attention to you and your project, we ask that you schedule an appointment with us if you would like personalized one-on-one help with selecting your fabrics. Ask our staff or call the shop @ 520-747-8458 to schedule your appointment today. And remember, you will receive 10% off all the supplies: fabric, pattern & notions that you will need for your quilt.

I've never made a Judy Niemeyer quilt before, and they look difficult. Will I be in over my head?

Absolutely not, but be sure to refer to the experience levels described above to determine your skill level and select your class accordingly. Also, we strongly encourage beginners to take "Getting to Know Judy," an introductory class taught at The Quilter's Market by certified instructor Kay Crandall, which will help acquaint you with the terminology and basic techniques.

Is there pre-class preparation?

Yes, most classes require pre-class prep such as pre-cutting fabrics and it is important to allow time to do this before the day of class. Instructions will be included with your supply lists.

I'm from out of town. Any recommendations on hotels?

Yes, there are several nice options in the area. We are compiling that information and will forward it to you shortly so that you are able to make reservations.

Will I be able to leave my sewing machine and supplies in the classroom at night?

Yes, the classrooms will be locked each evening and you are welcome to leave your sewing equipment and supplies there. Of course, you should take all personal items and valuables with you.

What about lunch?

Lunch is included on both full days of each class. Bottled water will also be provided and ~~probably~~ definitely some chocolate!

What's going on in the evenings?

Lots!

On Friday, February 15 at 7pm, Judy will give her popular lecture, "Spectacular Color for Your Quilts," in which she will walk you through color selection for your quilts. See many of Judy's own quilts as you learn how to select fabrics for re-creating quilts you've seen when fabrics are no longer available, how to select fabrics to accomplish the re-creation of something that inspires you, creating a beautiful quilt around colors selected by someone else, "cleaning" out your fabric stash and more! Admission to this event is included free with your class enrollment.

Tuesday, February 12th or Saturday, February 16th at 7pm, join Judy for a trunk show of her beautiful quilts – and if you have made a Judy Niemeyer quilt – bring it to share! This will be a dazzling evening of inspiration as you get to see what your fellow quilters have been doing. Admission to this event is included free with your class enrollment.

On the other class evenings, the classrooms and store will be open and staffed for free sew from 5-9:30pm. Leave after class is finished or stay late to work on your project – the choice is yours!


Whew -That's a lot of info!

We want you to love your Quilter's Market class with Judy Niemeyer and hope that you will find it to be a stimulating, rewarding and fun experience. When you sign up, we'll keep you updated on new information as it comes - we're here to help you every step of the way!

In the meantime, if you have more questions, don't hesitate to ask our staff – or email me directly at quiltersmarket@hotmail.com.

Sincerely,

Lynda Luiten, owner
The Quilter's Market



The
QUILTER'S market
----- fun - friends - fabric -----

7601 E Speedway Blvd.
520-747-8458

Tucson, AZ 85710
quiltersmarket@hotmail.com

announcing...

Judy Niemeyer University

February 12-19, 2013

Coming this spring: an incredible quilting and learning experience with master designer and teacher Judy Niemeyer!

If you are a fan of Judy Niemeyer designs, this is the event for you!

Judy is coming to the Quilter's Market and she and certified instructor Kay Crandall will be teaming up to teach four different classes on Judy's most popular quilt designs. Offered for students of all skill levels, the classes are listed below with pictures of the projects you can choose from. Take a look – there's sure to be one for you!

Enroll in a class at NU and receive:

- 2 or 3 days of instruction** (depending on the class selected) team-taught by Judy Niemeyer and certified instructor Kay Crandall
- free** admission to Judy's "Spectacular Color for your Quilts" lecture on one evening
- free** admission to evening trunk show
- two** evenings of free sew time (5-9:30pm),
- lunch** on two class days,
- 10% discount** on all class supplies
- 10% discount** on all Judy Niemeyer patterns, fabrics to make those patterns and JN kits purchased during NU (Feb 12-19, 2013)

Registration begins at 9am on Saturday, September 22 at The Quilter's Market. Register in person or by phone at 747-8458.

See the attached sheet for registration information and other information about this special event.

Class 1: Wedding Ring Series

Feb 12-15 (1:30 – 5p Tues, 9-5 Wed & Thurs, 9-12 Friday)
\$270

Bali Wedding Star
Flowers for my Wedding Ring
Diamond Wedding Ring
Forever Yours Table Runner
Bali Bed Runner

Intermediate-Advanced
Intermediate-Advanced
Intermediate-Advanced
Intermediate-Advanced
Intermediate-Advanced



Class 2: Classic Favorites

Feb 13-14 (Wed-Thurs 8:30a-4:30p)
\$180

4th of July
Sunflower Illusions, Total Eclipse, Dancing Batiks

Intermediate-Advanced
Beginner-Advanced



Class 3: Feathered Star or Coxcomb

Feb 16-19 (1:30-5 Sat, 9a-5p Sun & Mon, 9-12Tues)
\$270

Feathered Star
Coxcomb



wallhanging, queen or snowflake treeskirt

Intermediate-Advanced
Intermediate-Advanced



Class 4: Confetti or Bali Fever

Feb 17-18 (Sunday & Monday 8:30a-4:30p)
\$180

Confetti
Bali Fever



Beginner-Advanced
Beginner-Advanced



FAQs:

How do I sign up?

Signups will begin Saturday, September 22 at 9am. You may register in person at The Quilter's Market or over the phone at 520-747-8458.

A \$50 non-refundable deposit is required at signup; the balance of the class fee is due by Dec. 1. Refunds less the \$50 deposit will only be given if the class is full and the spot can be filled from the waiting list.

Please make sure that you give us your email address when you sign up so that we may send you important updates, supply lists, etc., as they become available. Also, once you have selected which pattern you will be making, please make sure we have that information as well.

What do the class levels mean?

Judy describes the experience levels as:

Beginner: A beginner is someone who has no experience in foundation paper piecing. A beginner student will need some sewing experience. They must know how to use their machine and a rotary cutter, and they need basic knowledge on how to assemble a quilt.

Intermediate: An individual who has basic knowledge on the construction of quilt blocks, quilt layouts, sewing techniques, curved piecing and a little paper piecing experience is considered an intermediate.

Advanced: Someone who is knowledgeable about foundation paper piecing, curved piecing, applique', and knows how to construct and design their own quilt layouts is considered advanced. Any person who has completed one of my quilts or taken a class from me would fall under an advanced student.

Where's my supply list?

An email will be sent to you shortly when the supply lists become available & well in advance of class so that you have plenty of time to select your fabrics or kit for your quilt.

Help! I don't know where to start when selecting my fabrics!

We'd love to help you with that! Whether you want to choose your own fabrics or work with one of our Quilter's Market exclusive kits, our staff is trained and ready to assist you. We'll even custom create a kit in the color way you desire!

In order to ensure that we are able to devote our undivided attention to you and your project, we ask that you schedule an appointment with us if you would like personalized one-on-one help with selecting your fabrics. Ask our staff or call the shop @ 520-747-8458 to schedule your appointment today. And remember, you will receive 10% off all the supplies: fabric, pattern & notions that you will need for your quilt.

I've never made a Judy Niemeyer quilt before, and they look difficult. Will I be in over my head?

Absolutely not, but be sure to refer to the experience levels described above to determine your skill level and select your class accordingly. Also, we strongly encourage beginners to take "Getting to Know Judy," an introductory class taught at The Quilter's Market by certified instructor Kay Crandall, which will help acquaint you with the terminology and basic techniques.

Is there pre-class preparation?

Yes, most classes require pre-class prep such as pre-cutting fabrics and it is important to allow time to do this before the day of class. Instructions will be included with your supply lists.

I'm from out of town. Any recommendations on hotels?

Yes, there are several nice options in the area. We are compiling that information and will forward it to you shortly so that you are able to make reservations.

Will I be able to leave my sewing machine and supplies in the classroom at night?

Yes, the classrooms will be locked each evening and you are welcome to leave your sewing equipment and supplies there. Of course, you should take all personal items and valuables with you.

What about lunch?

Lunch is included on both full days of each class. Bottled water will also be provided and ~~probably~~ definitely some chocolate!

What's going on in the evenings?

Lots!

On Friday, February 15 at 7pm, Judy will give her popular lecture, "Spectacular Color for Your Quilts," in which she will walk you through color selection for your quilts. See many of Judy's own quilts as you learn how to select fabrics for re-creating quilts you've seen when fabrics are no longer available, how to select fabrics to accomplish the re-creation of something that inspires you, creating a beautiful quilt around colors selected by someone else, "cleaning" out your fabric stash and more! Admission to this event is included free with your class enrollment.

Tuesday, February 12th or Saturday, February 16th at 7pm, join Judy for a trunk show of her beautiful quilts – and if you have made a Judy Niemeyer quilt – bring it to share! This will be a dazzling evening of inspiration as you get to see what your fellow quilters have been doing. Admission to this event is included free with your class enrollment.

On the other class evenings, the classrooms and store will be open and staffed for free sew from 5-9:30pm. Leave after class is finished or stay late to work on your project – the choice is yours!

Whew -That's a lot of info!

We want you to love your Quilter's Market class with Judy Niemeyer and hope that you will find it to be a stimulating, rewarding and fun experience. When you sign up, we'll keep you updated on new information as it comes - we're here to help you every step of the way!

In the meantime, if you have more questions, don't hesitate to ask our staff – or email me directly at quiltersmarket@hotmail.com.

Sincerely,

Lynda Luiten, owner
The Quilter's Market