

forSight

News & Updates from
The Lions Eye Bank of Delaware Valley

2012

In This Issue

- 2 Growing Need Met By Growing Capabilities and Support
- 2 LCIF Grant Enables Laboratory Upgrade
- 2 Eye Bank Marks 30,000 Donors
- 2 Becoming the Area's Premier Eye Bank
- 3 Consultation with Dr. Hammersmith
- 3 A Shared Passion for Sight Brings CHOP Ophthalmology and the Eye Bank Together
- 4 Gift Sets Baby Girl with Rare Eye Condition on Easier Path
- 5 Harry's Legacy: Gift of Sight Continues Proud Father's Support of Others
- 5 Words of Thanks From Recipients
- 6 18th Annual Gift of Sight Charity Golf Classic
- 6 By the Numbers
- 7 National Eye Donor Month
- 7 Endowment Fund News
- 8 Calendar of Events



After receiving a corneal transplant as an infant, Jana runs, jumps, skips and plays like a 3-year-old should. Read more on page 4.

Growing Need Met By Growing Capabilities and Support



Jim Quirk,
president and chief
operating officer

As they say, what a difference a year makes. Since our last issue of *forSight*, the Lions Eye Bank of Delaware Valley has grown and changed greatly. From physical expansion to new personnel to record numbers of recoveries, LEBDV has again evolved to further its legacy of enhancing the quality of life for people throughout our region.

One year into my role as president and chief operating officer, I am pleased by all of the progress described in this issue and grateful to the many people who’ve made it possible. First and foremost, my thanks go out to all of the eye bank’s dedicated staff.

We welcome the latest additions to our team. Ken Steward joined the eye bank in February as director of compliance and regulatory affairs. Ken comes to our eye bank from the Southern Eye Bank in New Orleans, where he served as assistant executive director and quality assurance director. Kacey O’Connor joins our staff as public relations coordinator after graduating from Temple University with a bachelor’s in public relations. She has interned at the eye bank since January and is excited to start her full-time position.

We’re also excited to discuss in this issue the expansion of our lab facilities and significant upgrades to the technology that has kept us at the forefront of cornea recovery, medical research and education. In addition, you’ll meet some of the many thankful people whose lives were made better by the dedication of our staff, the ultimate gift from donors and the generosity of many supporters.

Of course, we can never have enough of those supporters. For that reason, *forSight* includes summaries of our financials to show how donations to the eye bank directly benefit people in our region and to encourage more of that assistance. As always, we heartily thank those who enable our daily operations. We hope that even those who’ve donated will help further by spreading the word about our successes and the good that more support will empower.

Mission of the Eye Bank

“The Lions Eye Bank of Delaware Valley is committed to enhancing a person’s quality of life by restoring or improving vision through corneal transplantation, medical research and education.”

LCIF Grant Enables Laboratory Upgrade

Thanks to the generosity of the Lions Clubs International Foundation (LCIF) and local Lions Clubs, the Lions Eye Bank of Delaware Valley (LEBDV) has purchased some highly sophisticated equipment and is planning an expansion of its laboratory space.

Since 1957, LEBDV has been the recognized leader in providing the highest-quality ocular tissue. It has coordinated more than 35,000 cornea transplant surgeries from more than 30,000 donors. In 2011 alone, of approximately 1,700 recovered corneas, more than 1,000 were suitable for transplantation.

The LCIF funding was in the form of a match: if LEBDV could secure \$60,000 in donations, LCIF would give another \$60,000. With the support of tri-state Lions Clubs, LEBDV identified matching funds.

Those funds are being used in two ways: to expand the laboratory and to purchase cutting-edge equipment for measuring and assessing corneal tissue. For example, the Optical Coherence Tomography (OCT)

unit is a state-of-the-art device that evaluates corneas for thickness, incisions, wounds and defects. The OCT is critical to the success of Descemet’s Stripping Automated Endothelial Keratoplasty (DSAEK), a procedure in which only the inner endothelial cell layer is replaced, instead of the whole cornea. DSAEK is considered the most significant development in the field of corneal transplantation in the last 100 years. With it, the transplanted cells are held in place by an air bubble, not stitches, and healing is measured in days and weeks, rather than the months and years associated with previous procedures. Since 2008, about half of the corneas being processed at LEBDV have been used in the DSAEK transplant surgeries, and that percentage is expected to increase because of the procedure’s popularity.

To accommodate the growth associated with DSAEK, both in terms of equipment and storage, LEBDV’s laboratory needs to expand. Construction is expected to be completed by the end of 2012.

Eye Bank Marks 30,000 Donors

For June, a recent cornea donation meant relief and clearer vision. For the Lions Eye Bank of Delaware Valley, that same donation marked the 30,000th time a donor had made such a gift possible since the eye bank’s opening in 1957.

A retired executive secretary and cancer survivor, June had worn contact lenses for most of her life. After her ophthalmologist of 30 years retired, June learned from her new doctor that she had significant cataracts. Her surgery was challenging due to the advanced nature of the cataract in her left eye, and she developed corneal swelling. When medical efforts failed to give her relief, her doctor referred her to LEBDV Medical Director Dr. Sadeer Hannush.

Wills Eye Institute’s Cornea Service Attending Surgeon Dr. Hannush recommended a cornea transplant using the new partial thickness, sutureless technique. Only several weeks into recovery, June was delighted at how well she could see and relished her better quality of life. “However,” she confessed, “I had no idea how dirty my house was!”

June credits Dr. Hannush and his team for their professionalism, their level of care, and most of all, for

helping her to laugh (which she does, often).

As a result of her surgery, June is a passionate advocate for donation. “People don’t realize how much of an impact these donations can have,” she said. “Before my surgery, I didn’t even know one could donate a cornea. I’m so lucky that someone else did. I tell everyone to donate and support cornea transplantation. It’s made all the difference in the world for me. The work that the Lions Eye Bank does is a wonderful way to give sight to others.”



June, the recipient of the 30,000th corneal donation, is delighted at how well she can see and relishes her better quality of life.

Becoming the Area’s Premier Eye Bank

It is hard to believe my term in office has ended. What a fantastic year I had working with the dedicated and loyal board of trustees and staff of the Lions Eye Bank of Delaware Valley. Until you sit in this position, you will never be aware of what it truly takes to be at the helm of such an outstanding organization!

Much has been accomplished this year, of which I am very proud. We’ve also begun other ventures, such as the expansion of the laboratory. Many thanks go to Lions Eye Bank Chairman and Immediate Past District Governor Phil Shober of District 14-P and the Lions, Lionesses and Leos of his district who spearheaded the grant proposal for the lab expansion submitted to Lions Clubs International Foundation. Because of the expediency of the eye bank staff in getting all the necessary paperwork to accompany the grant request, the support of the eye bank’s medical directors, the two sitting international directors from Pennsylvania and Delaware and the nine governors of the districts that support the eye bank (Delaware District 22-D; Pennsylvania Districts 14-A, 14-P, and 14-R; New Jersey Districts 16-A, 16-B, 16-C, 16-D, and 16-E), the matching grant of \$60,435 was approved.

The skills of our technical staff combined with great social media marketing have given LEBDV recognition as the area’s premier eye bank. We’re proud of our ability to supply quality corneal tissue to physicians for their patients.

The board of trustees stepped up their efforts to raise funds; the endowment goal to raise \$10 million is gaining stride, and the annual calendar raffle and golf tournament continue to be profitable.

I cannot thank the board and staff enough for making my year as chairman such a great experience. President and COO Jim Quirk and I have truly had “an excellent adventure!”



PCC Victor A. Graziano,
immediate past chairman

Consultation with Dr. Hammersmith

The eye bank’s medical advisory board is comprised of nationally and internationally acclaimed physicians. In each issue, *forSight* gets an appointment with these professionals for a check-up on developments in their field.



Dr. Kristin Hammersmith is an active part of the teaching program at Wills Eye as director of the institute’s Cornea Fellowship Program and instructor for the Wills Eye Institute Residency Program. She is also an assistant professor of ophthalmology at Jefferson Medical College of Thomas Jefferson University. Dr. Hammersmith is one of few doctors nationwide involved in treating severe ocular surface disease with the artificial cornea transplant, Boston K-Pro. As a mother of two, Dr. Hammersmith developed a special interest in corneal disease in children.

forSight: What is the meaning behind the name of your department at Wills Eye, Cornea and External Disease?

Dr. Hammersmith: The eye is truly the window to the world in that it, of course, allows us to see and interact. The eye is also considered by many as the window to your soul. However, when you visit an ophthalmologist, for an eye examination, the eye then becomes the window to your many body systems. External disease generally refers to the disease on the surface of the eye.

forSight: Tell us about your work at Wills involving diseases associated with Ocular Pemphigoid ?

Dr. Hammersmith: Mucus membrane pemphigoid is an autoimmune disease where blistering occurs on mucous membranes. It can be a multi system disease surfacing on the skin, mouth, eyes, nose, genitals and other areas where mucous membranes are located.

When occurring in the eye, patients may experience a sensation of grittiness or pain. Conjunctivitis, when you usually see someone with reddened sclera together with pain, may be another symptom of ocular infiltration of this disease. Serious problems arise when blistering lesions eventually leave scar tissue, which can then result in reduced vision and blindness.

On the second Friday of the month, Wills Eye holds a specialty clinic staffed by two cornea specialists, Dr. Raber and me, and Dr. Penne of the oculoplastics service. Patients are referred to this clinic, where our team assesses, evaluates and makes recommendations depending upon the location of the disease and its extent.

forSight: What other types of patient illnesses do you find interesting to treat?

Dr. Hammersmith: I found that I enjoy anterior segment surgery, which not only includes the cornea but extends to cataracts, dry eye and glaucoma, to cite a few examples. The specialty allows for the development of long-term relationships with patients. Having the opportunity to dramatically make a positive impact on a patient also affects the patient’s entire family. That’s one of the best parts of medicine.

I also have a concentration of care in blepharitis—eyelid inflammation—which can range from non-specific causes to causes due to rosacea, psoriasis, allergic reaction and other dermatological reasons. Blepharitis symptoms may include eyelid itching, light sensitivity, watering or dryness or burning. Again, don’t delay in contacting your physician, as the condition can cause significant discomfort and sometimes serious complications like scarring and infections.

forSight: Will you bring us up to date on the Wills Eye Cornea Fellowship Program?

Dr. Hammersmith: Dr. Peter Laibson at Wills Eye Hospital founded the cornea fellowship in 1967. It is a fellowship training program offering the opportunity for a post-residency year of targeted study, instruction and research in cornea and external disease.

As of 2012, over 200 physicians have been trained by Cornea Service and its physician associates. We refer to it officially as the Cornea Service and External Disease Fellowship, which begins the first week of July and ends exactly one year later. We are delighted to have excellent clinical fellows, as well as research fellows, many of whom come from around the world. Wills Eye is affiliated with Thomas Jefferson University Hospital. We consider the training here as training in “extreme cornea,” as the level of pathology is incredible.

forSight: While there is no substitution for human corneal tissue, who benefits from the Boston K-Pro artificial cornea transplant and what outcomes might a patient expect?

Dr. Hammersmith: Patients with really bad ocular surfaces pemphigoid, chemical injuries, aniridia and multiple failures with cornea transplant are not served well with traditional cornea transplant. In these cases, sometimes an “artificial” cornea can be of benefit. The Boston keratoprosthesis has been developed and championed by Dr. Cles Dohlman, who is in his nineties and was one of Dr. Peter Laibson’s teachers. This consists of a plastic center in a human carrier. So it is very similar to a corneal transplant, but is a very exciting development in our field.

A Shared Passion for Sight Brings CHOP Ophthalmology and the Eye Bank Together

The Children’s Hospital of Philadelphia Nurse Practitioner Ivy Fenton Kuhn had her first experience with Lions Eye Bank of Delaware Valley nearly 25 years ago when she was caring for a young girl who was suffering from cancer. The girl, one of Ivy’s first patients, was critically ill and under her care when she died peacefully one evening. Due to her diagnosis, her family could only donate her corneas. When the girl’s mother asked Ivy to stay with her child while the eye bank staff recovered her corneas, Ivy immediately understood that her job was just as much about caring for patients in death as it was in life.



CHOP Social Worker Amanda Fonash (left) and Nurse Practitioner Ivy Fenton Kuhn collected more than 700 pairs of both child and adult glasses.

“I made a promise to her mother that I would hold her hand while her corneas were recovered,” said Ivy. “In keeping my promise, I had the opportunity to meet a representative from Lions Eye Bank of Delaware Valley. That’s when I realized my dream job was to work in ophthalmology.”

Ivy cites that life-changing experience as the reason LEBDV was forefront in her mind when her colleague from the ambulatory department, energetic and motivated Social Worker Amanda Fonash, requested her help in hosting an eyeglass collection drive. While attempting to reach a Lions Club for more information about their regular drives, Ivy serendipitously contacted the eye bank in a fortunate error.

“We were really inspired by Ivy’s story and her passion for spreading the gift of sight. After learning more about the project and how it aligned with Lionism, we wanted to do everything we could to help her and Amanda raise awareness and host a successful drive,” said Eye Bank President and COO Jim Quirk.

Lions Eye Bank contributed 50 stylish collection boxes that Amanda and Ivy placed around the hospital and clinics in Philadelphia, as well as suburban health centers. To their delight, the impact was tremendous, with the collection boxes filling up multiple times per day. Patients and their families, employees and even members of the extended CHOP community were eager to help. During the drive, Amanda and Ivy collected more than 700 pairs of both child and adult glasses. The duo plans to coordinate new collections with the eye bank every two years to continue bringing the gift of sight to the less fortunate.

“Knowing that others in need will be given the gift of sight through the collection drive makes the time and effort worthwhile. It was great to see how the CHOP community and Lions Eye Bank came together to make the event a success,” said Amanda.

Lions Eye Bank of Delaware Valley Medical Advisory Board

Behind each of the life-changing procedures the Lions Eye Bank of Delaware Valley helps coordinate stands an unparalleled team of corneal surgeons who serve as members of the eye bank’s medical advisory board.



Sadeer B. Hannush, M.D., Medical Director



Peter R. Laibson, M.D., Medical Director



Robert Abel, M.D.



Brandon D. Ayres, M.D.



Kristin Hammersmith, M.D.



Stephen E. Orlin, M.D.



Irving M. Raber, M.D.



Christopher Rapuano, M.D.




“Each day,” Eileen wrote to the family after the surgery, “our family thinks of the terrible loss you suffered. We have such respect that you had the courage to think of another family at such a difficult time. We want to thank you for giving our daughter a new cornea that has enabled her to lead a normal life.”

Gift Sets Baby Girl with Rare Eye Condition on Easier Path

As Jana grows older, her sisters will undoubtedly teach her many life lessons. She is also going to learn, when the time is right, about another girl in her life: Jana will know the powerful and life-changing story about a heroic family’s gift to her – their daughter’s cornea.



Jana’s father Louis says her older sisters Arielle (left) and Maura (right) have “supported her from day one.”



Jana’s curls bounce as she zigzags across the room, clutching her Dora the Explorer doll. Eileen, her mother, bends quickly for a passing kiss, watching fondly as Jana pauses to check that her sparkly pocketbook is still hanging at her side. It’s life as usual with a 3-year-old – but this child’s short life has been anything but “ordinary.”

Jana was born with an extremely rare eye condition. At birth, her left eye resembled a blue marble, but as days and weeks went by, the eye began to grow in size. By the time she was 8 weeks old, it had become so large that she could not close her lid, and then it dried out and became quite painful. Skin began to form over the eye. Jana’s parents took her from doctor to doctor in search of a diagnosis and a solution that would relieve their baby’s pain.



Finally, they went to see Dr. Kristin Hammersmith at Wills Eye Institute, who has a special interest in pediatric corneal disease. Dr. Hammersmith recommended that the skin growth be removed from the eye. She gently explained to Louis and

Jana gets lots of loving attention from her mother Eileen (left), two older sisters Arielle and Maura and father Louis.

Eileen that Jana faced three possible outcomes from surgery. Ideally, there would be a normal cornea under the growth of skin. Or, Jana might not have a functioning cornea (in fact, she may not have one at all), which would require a transplant. Finally – and most frightening – Jana could lose the eye entirely.

Convinced that surgery was the right decision, Louis and Eileen agreed to the procedure. Dr. Hammersmith found that Jana had no cornea and proceeded with the transplant, made possible by a donation to the Lions Eye Bank of Delaware Valley from the grieving family of a young girl from the Philadelphia area.

Brave little Jana has needed several follow-up procedures, and doctors continue to evaluate how much vision she has in her left eye. Jana, who can see perfectly out of her right eye, runs, jumps, skips and plays like a 3-year-old should. Her left eye, thanks to the Lions Eye Bank donation, doesn’t scare others. Eye drops are a daily event, as are anti-rejection meds, but that seems like a small price for this normal life, especially when Jana’s parents think of the family of the donor child.

“Each day,” Eileen wrote to the family after the surgery, “our family thinks of the terrible loss you suffered. We have such respect that you had the courage to think of another family at such a difficult time. We want to thank you for giving our daughter a new cornea that has enabled her to lead a normal life. Please know that our thoughts and prayers are with you and your family. We thank you from the bottom of our hearts for the generous gift you gave to our newborn daughter.”





Debra (left), Adam and Harry loved to spend extra time together at local diners.

Harry's Legacy: Gift of Sight Continues Proud Father's Support of Others

A "Mr. Fix-it" by day and family man by night, Harry loved to help and share his experiences with others. Now, Harry's wife and son find comfort knowing that his gifts have given someone in need a new chance to see the world as he did.

Harry and Debra took their six-year-old son Adam to visit the beach for a long weekend, just as a hurricane was rolling in. Adam was nervous when the power went out and the house was dark, but his dad fixed up a circuit so the TV could work and his son could be entertained. For three days Harry made sure his son was safe and taught him not to be scared.

It's a story Debra said captures the essence of who he was and what led him to become a cornea donor.

Harry had spent his life working as a car mechanic. By age 21, Harry owned his own auto repair business, but his interest did not stop at cars. He enjoyed trying new recipes in the kitchen and figuring out computer problems. "Once, my computer was infested with ants and he just took it apart, cleaned it and put it back together. His sense of direction and purpose was so great that he was better than any GPS on the market," Debra added.

Harry and Debra visited the Thomas Edison Museum in Fort Myers, Florida, which Debra said was one of his favorite trips. "He seemed to identify with Edison; the inventing, the thrill out of learning something new and the perseverance to overcome obstacles and reach a goal."

Most mechanics are not available over the holidays, but Harry was always there for his family and friends. He was forever kind and generous; he did not care about liability issues: his first thought was always how he could alleviate someone else's trouble. "If you were a friend of his, there is literally nothing he would not do for you—always giving of himself to a friend or stranger in need," Debra said.

Harry and Debra met in Florida and were together for 22 years. When they grew tired of Florida, they decided to move to Philadelphia and start a family. "Harry had travelled to Europe and Israel, but nothing excited him more than the birth of his son Adam. He was a patient father, always involved in Adam's life and as huggable as a teddy-bear," she said.

He liked classics like old James Bond movies, the Dick Van Dyke Show and Bob Newhart. He enjoyed music from the 50's and 60's, and Debra believed that they reflected his values. "Family first, do the right thing, be happy. That was how he lived his life." Harry hated to see children in the hospital or people in nursing homes; he never wanted anyone to endure pain, theirs or a loved one's. "Nothing was more important than the people he loved—he was devoted to them until the end."

At age 57, Harry's health declined greatly, despite Debra's belief that "a mind that can fix a car can fix anything." Harry calmly talked to Debra about cornea donation. Though it was not on his license, Harry wanted his corneas to be donated, to "pay it forward." He had seen amazing things in his life and wanted someone else to have the ability to see as well.

Even in death, Debra said, he is still helping people.

"Friends send me funny Harry stories," said Debra, who is committed to making sure Adam will know what kind of person his father was. Debra and Adam planted a tree at Adam's school in Harry's memory to continue his legacy through his family.

"Don't put things off: You don't know what will happen, you have to live your life now. The fights about the bills and in-laws and who has to drive the carpool don't matter. You have to appreciate and love people. I told him before he died how much I loved him, how thankful I was for him, and though it didn't change the outcome, he knew." Debra said that Harry gave her the greatest gift, her son Adam, but she finds peace knowing that Harry gave someone else a gift as well—the gift of sight.

Words of Thanks From Recipients

Dear Family of the Cornea Donor:

We are so very grateful for the gift of the cornea.

Without your donor's gift, there was no chance that my brother would gain sight in his eye.

We understand how fortunate it is that someone is a donor. My brother has experienced certain medical struggles throughout his life, so it is with special thanks that he could be a recipient of a cornea.

We hope this letter conveys our thankfulness and that you know that someone has an opportunity to see because of the gift by your donor.

Thank you ever so much.

*With great appreciation,
A thankful recipient's family*

Dear Donor Family:

May it console you to know that my thoughts and prayers will continually be with you. I hope that precious memories of your loved one will lessen the shadows of your pain in the loss of your loved one...I was the recipient of a donor cornea transplant from your loved one, and thanks to your loved one and my skilled surgeon, my sight has been restored. I am able to once again be a nighttime driver as well as a better daytime driver. What a blessing. I will always value this blessing from you and your loved one. I thank you for the gift of sight that has been restored in my left eye.

- A forever-grateful recipient

18th Annual Gift of Sight Charity Golf Classic

It's that time of the year again. Tee up this summer to support the Lions Eye Bank of Delaware Valley.

Save the Date:

Monday, August 13, 2012
Radnor Valley Country Club
555 Sproul Road
Villanova, Pennsylvania 19085

FIRST EVENT – TEE-OFF

11:00 a.m. Registration & Lunch
12:30 p.m. Tee Off
\$125 Per Golfer Registration Fee (includes cart, fees, dinner buffet & more)

Early Bird Special – Register your foursome before August 1, 2012, and save \$50.00!!!

SECOND EVENT – NOT A GOLFER?

Beginning at 4:30 p.m.

- Dinner buffet, \$35.00 per person
- Awards
- Silent & Chinese Auctions
- Art Auction

2012 SPONSORSHIP LEVELS

To see what's included in each sponsorship level package visit, www.lebdv.org or call the Eye Bank at 1-800-743-6667.

Event Sponsor – \$5,000
Visionary Sponsor – \$2,500
Flag Sponsor – \$1,000
Club-Level Sponsor – \$250
Hole Sponsor – \$100
Prize/Auction Sponsor – (monetary or in-kind donation)

NEW FOR 2012 NAMING AND CONTEST SPONSORSHIPS:

Buffet Dinner – \$1,500
Lunch – \$1,000
Giveaway Bag – \$750
Hole-in-One – \$500
Putting Contest – \$500



Congratulations to Past Deputy District Governor William Hansen, the top trunk of cheer raffle seller. PDDG Hansen has been a Board member since 1992.



Clifford Cohn (left), Warren Mauer, Dr. Steven Nierenberg and Ulf Akerblum



Paul Sheridan (left), Scott Sheridan, Mark Sheridan and Jim Littleton

Bill Bonadio (left), Rich Flanagan, George Bonadio and George King



Dennis Eremus (left), Fred Frisch, Joe Gindhart and Rich Baehrle



Ryan Smith (left), Brett Smith, Dr. Gregory Smith and Richard Morris



Many Thanks To Our 2011 Course Sponsors & Auction Contributors!

VISIONARY SPONSOR

Gift of Life Donor Program

FLAG SPONSORS

Lukoil
S. Gregory Smith, M.D., and Associates
PDG George Bonadio
Lions Eye Bank of New Jersey
Shechtman Marks Devor PC
Jim & Michelle Quirk
The Heart Center of Philadelphia- Dr. Steven Nierenberg

MISSION SPONSORS

Parx Casino - Bensalem, Pennsylvania

CLUB-LEVEL SPONSORS

Sadeer B. Hannush, M.D.
Weidner Financial Group, Inc.
Southland Medical Corporation
New Castle Insurance, Ltd.
N.A.C.T.
Firsttrust Bank
Paoli-Berwyn-Malvern Lions

HOLE SPONSORS

Amity Township Lioness Club
Beringer Associates, Inc.
Bill Huber & Bill Newman
Birdie King
Channel 6 WPVI-ABC Philadelphia
Choctaw-Kaul Distribution Center
Clearwater Pool Services
Comprehensive Business Systems
Custom Travel Services
DG Gerri Towson
Edward J. Bedrossian, Jr., M.D., FACS
Franklin Flowers of Philadelphia
Gloucester City Lions Club
Haddonfield Lions Club
Haines & Haines
Humanaires Laurel Lions Club
ID Ted & PCT Ann Reiver
In Memory Of George Vinci
Intellitec Solutions
Kindle Ford
Lion Althea Fogle
Lion Carol Johnston
Lion Norm and Sandi Iamoka
Lions Pat & Jim Davis
Mancini Catering
New Castle Hundred Lions Club
Ophthalmic Partners

PCC Al Losiewicz
PCC James Hynes
PCC Joe & Dottie Bocklage
PCC Mary Devon O'Brien & PZC
Chris Smith
PCC Melvyn K. Bray
PCC Victor Graziano
PCS Paul & Judy Sheridan
PDDG Bill Hansen
PDG Bob & Lion Harriett Elsner
PDG Earl Groendyke
PDG John E. Allen
PDG Nancy and Lion Dave Gauthier
PECO Methods and Training
PID Gene Polgar
PID Robert & PCC Elspeth Moore
Rice Family
Robert De Long, Esq.
Rockey & Associates/
The Rock Team
Spring Garden Wash and Lube
T. J. Eckardt Associates, Inc.
The Stribny Group @ Morgan Stanley
Tipton Communications
William F. Sun, M.D.
Wills Eye Health System
Wilson Safe Company

GENERAL SPONSORS

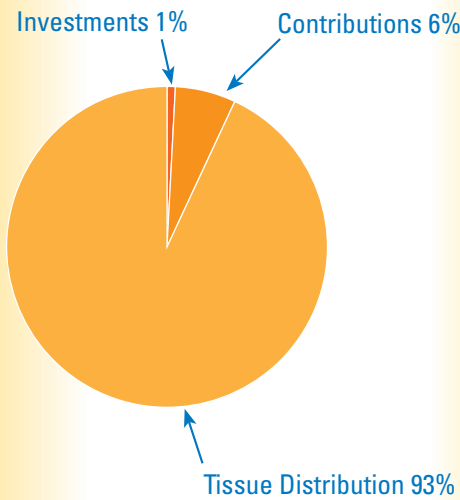
Antietam Valley Lions Club
Borgata Heart & Soul Foundation
Camden Riversharks Baseball Club
Deerfield Golf & Tennis Club
Dick's Sporting Goods
Downingtown Golf Club
Hilton Garden Inn Kennett Square
Historic Seven Stars Inn
J & J Snack Foods Corp
Jack's Firehouse Restaurant
Lion Ed Boyler
Longwood Gardens
Lorraine Minnich
Mellitta USA, Inc.
Nash Engraving
New York Yankees
Paul's Custom Awards & Trophies, Inc.
PDG Barry Hinkle
PDG Fred Frisch
PDG Jim Minnich
PDG Paul Leinbach
PDG Rich Zimmermann
Philadelphia 76ers
Philadelphia Phillies
Reading Country Club
Ruth Cooper

The Grand Opera House
The Neffs Bank
Trustee Norlyn Poto
White Oaks Golf Club
Wills Eye Institute
Windsor Suites - Philadelphia
Wyncote Golf Club
YES TV Network

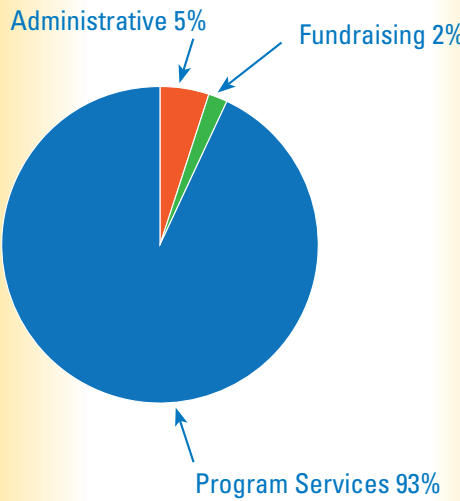
By the Numbers

Here's a look at the Lions Eye Bank of Delaware Valley's financials for the fiscal year ended June 30, 2011.

REVENUE



EXPENSE



Eye Bank Support at Work

Through the generosity of donor families and financial supports, the eye bank recorded the following clinical outcomes ended December 31, 2011**:

CORNEAL TISSUE DONORS*	879
CORNEAL/GLOBE TISSUE GIFTED**	1,755
CORNEAL TISSUE GIFTED FOR TRANSPLANT SURGERY**	1,039
CORNEAL TISSUE GIFTED FOR EDUCATION, TRAINING AND RESEARCH	787

Since 1957, the Lions Eye Bank of Delaware Valley has coordinated more than 30,000 cornea transplant surgeries at the request of donor families and their loved ones.

*Donor Profile:

Ages 1 to 10 = 1%
Ages 11 to 20 = 3%
Ages 21 to 40 = 12%
Ages 41 to 60 = 53%
Ages 61 to 70 = 28%
Age 70+ = 3%

** Includes corneal tissue imports

National Eye Donor Month

Each year, the Eye Bank Association of America (EBAA) and the Lions Eye Bank of Delaware Valley promote March as National Eye Donor Month to raise awareness of the need to donate corneas. This year, U.S. Congressman Joseph Pitts (R-Pennsylvania) entered a proclamation into the Congressional Record in honor of National Eye Donor Month.

Did you know?

Thanks to a new partnership between Facebook and Donate Life America, Facebook has updated its system to enable individuals to include their organ/tissue/eye donor status in their profile and, if not currently a registered donor, to follow a link to register.

In support of this initiative to increase the number of donors that save and heal lives, we encourage all registered donors to update their Facebook profile to show their donor status and for unregistered donors to use this feature to sign up today!

While you're at it, be sure to "like" us on Facebook at www.facebook.com/lebdv.



Endowment Fund News

We are happy to report that since we announced last year the need to escalate our fundraising efforts, over 30 additional contributors have received the Endowment Fund's highest honor, becoming Gene Polgar Fellows, with many more becoming or increasing their Progressive Fellowships. The contributions of these inductees mark a significant milestone along the eye bank's journey towards reaching its fundraising goal of \$10 million.

While our Endowment Fund supports our long-term mission, the Polgar Fellowship Program helps us restore sight by providing funding for our daily operations. The fund was established in 2005 and is supported each year by people throughout our community.

Your generous support enabled us to help more than 1,000 patients receive corneal transplants last year. The recipients span the tri-state area, living in 20 Delaware towns, 130 Pennsylvania cities and more than 150 New Jersey cities.

Please keep up this terrific support for the eye bank by making your donation today using the form at right, by contacting the eye bank at 1-800-743-6667 or by donating online through www.lebdv.org.



Eye Bank Chairman and Immediate Past District Governor Phil Shober (top), Diane Milbourne (left) and Robert Taylor

District 14P Lions Clubs hosted a "Lions Eye Bank of Delaware Valley Night" on Saturday, March 24, to provide Lions with the opportunity to meet eye bank representatives and listen to presentations by Eye Bank Medical Director Dr. Sadeer Hannush and Diane Milbourne, chairperson for Hearts of Gold. Hearts of Gold is a support group for families of donors affiliated with the Gift of Life Donor Program.

Eye Bank President and COO Jim Quirk (left), Medical Director Dr. Sadeer Hannush and Eye Bank Chairman and Immediate Past District Governor Phil Shober



Pictured with Betty Mitchell (left) and Dave Palmarello (right), Eye Bank President and COO Jim Quirk gave a presentation on corneal transplantation and the eye bank at the Roxana Cannon-Arsht Surgicenter, part of the Christiana Care Health System in Wilmington, Delaware.



Lions Eye Bank Endowment Pledge Form

I. Endowment General Fund Donation

- ☐ I would like to make a contribution in the amount of:
- ☐ \$500 ☐ \$250 ☐ \$100 or ☐ \$_____
- ☐ Please accept this as a one-time payment, or
- ☐ Installments of _____ over 1 year or Installments of _____ over 2 years

II. PID Gene Polgar Fellowship

I choose to support the Lions Eye Bank of Delaware Valley Endowment Fund and the continuation of the "Gift of Sight" Program. I would like to make a donation of \$1,000 or more to become a PID Gene Polgar Fellow. Please accept:

- ☐ One-time payment of \$_____, or
- ☐ Multi-year pledge: \$_____ per year for 2 years \$_____ per year for 5 years

Person to be named as PID Gene Polgar Fellow (please print):

Name: _____

III. Payment Method

- ☐ For credit card payments and additional information, call 1-800-743-6667 or visit www.lebdv.org.
- ☐ Enclosed is a check in the amount of \$_____ payable to "Lions Eye Bank of Delaware Valley Endowment Fund" (mail to 401 North 3rd Street - Suite 305 - Philadelphia, PA 19123)

Contributor Name: _____

Address: _____

Telephone Number: _____ E-mail Address _____



**Lions Eye Bank
of Delaware Valley**

401 North 3rd Street
Philadelphia, PA 19123

Non-Profit Org
U.S. Postage
PAID
New Brunswick, NJ
Permit No. 1
19399



forSight

**News & Updates from
The Lions Eye Bank of Delaware Valley**

Bon Voyage with LEBDV

Discover colonial history, natural beauty and maritime treasures aboard the *Maasdam*, a 4-star ship venturing to New England and Canada. Your seven-day river cruise sets sail from Boston, Massachusetts, and includes visits to Maine, Prince Edward, Nova Scotia and Quebec.

For as little as \$1,946.54, you can take part in this unforgettable Holland America cruise designed for maximum comfort. All rates include meals, room service, port charges, taxes, government fees, daily activities and a \$200 IRS-deductible donation to the eye bank. Three-day pre-sail and post-sail packages are also available.



Reserve your space today by contacting the Lions Eye Bank of Delaware Valley at **1-800-743-6667** or Georgiann Jaworskyj of Custom Travel Services at **1-856-663-0444**. Bookings should be made by October to hold the price and cabin with a \$250 deposit per person.



Fred Williamson (back left), Rich Zimmermann, Dick Wilson, Brenda and Barry Hinkle, Bettye Ricks (front left), Ruth Epprecht, Ronnie Williamson, Ship Captain, Peggy Wilson and Marion Goldberg aboard *Island Princess* during the LEBDV 2012 Panama Cruise

Calendar of Events

July 26, 2012 – Newly Elected District Governors' and Eye Bank Chairmen's Night

August 13, 2012 – 18th Annual Gift of Sight Golf Classic

October 23, 2012 – Delaware Sight Night

November 2012 – Annual PID Gene Polgar Endowment Brunch

For more information regarding the above, please visit www.lebdv.org or call 1-800-743-6667.