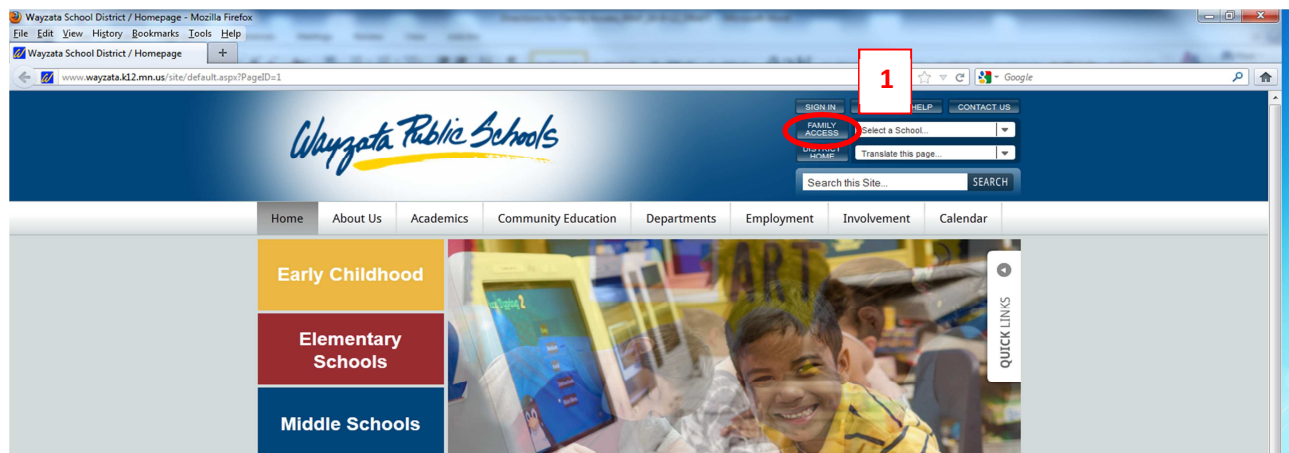


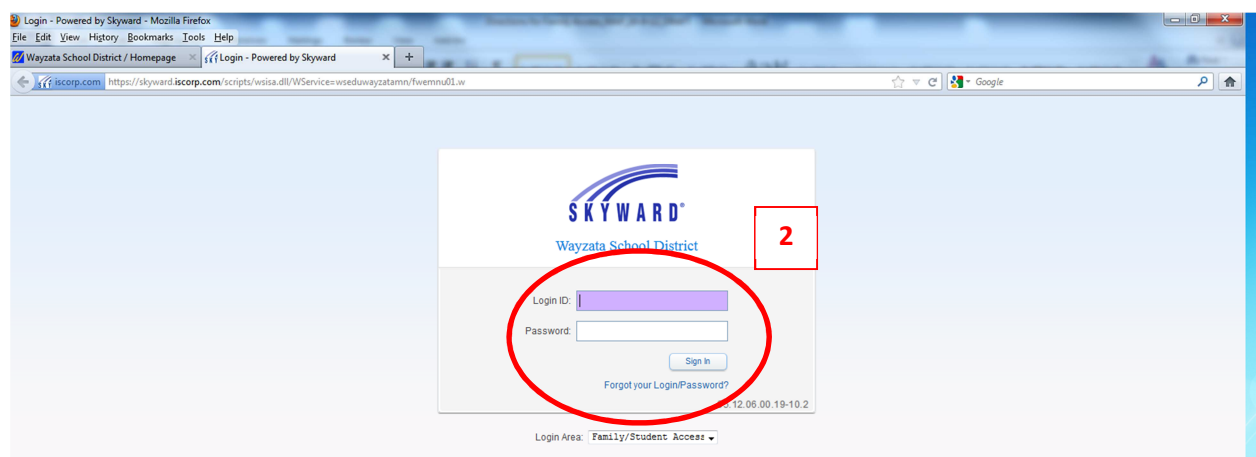


Directions for Viewing Cognitive Abilities Test (CogAT) Screening Form Scores in Skyward Family Access

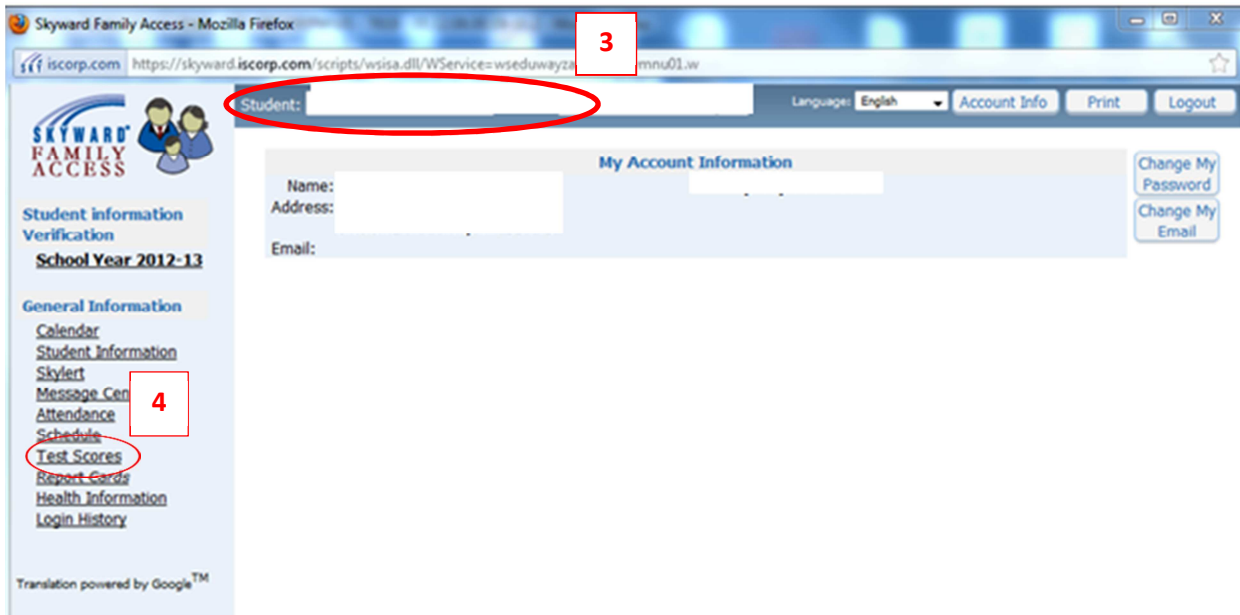
1. Go to district website <http://www.wayzata.k12.mn.us> and click on Family Access button.



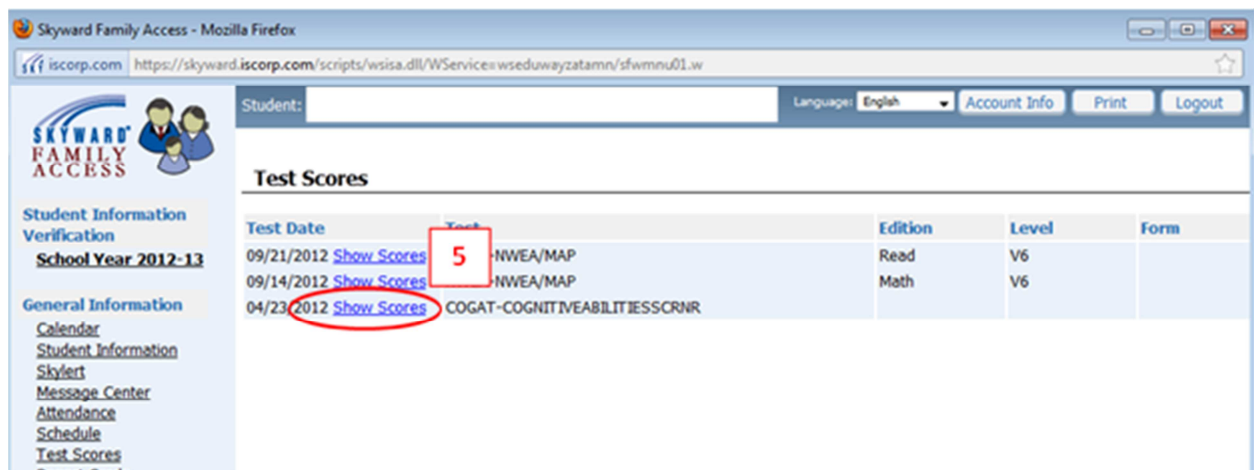
2. Type in your Family Access user name and password. If you do not know your username and password, click on the link "Forgot your Login/Password?" for instructions.



3. If you have multiple children attending Wayzata Public Schools, chose a child's name in the "Student" drop down menu.
4. Click on the "Test Scores" link in the left menu.



5. Click on "Show Scores" for the "COGAT-COGNITIVEABILITIESCRNR" (CogAT Screening Form).



6. You will see two scores listed for the CogAT Screening Form. The first score is the composite Age National Percentile. The second score is the composite Standard Age Score (SAS). Domain scores (Verbal, Quantitative, and Nonverbal) are not calculated on the CogAT Screening Form.

The screenshot shows the Skyward Family Access interface in a Mozilla Firefox browser. The page displays test scores for a student. A table lists test results, and a summary section below it shows the 'AGE NAT'L PERCENTIL' and 'STANDARD AGE SCORE'. A red circle highlights these two scores, and a red box with the number '6' is placed next to the 'STANDARD AGE SCORE'.

Test Date	Test	Edition	Level	Form
09/21/2012	Show Scores NWEA-NWEA/MAP	Read	V6	
09/14/2012	Show Scores NWEA-NWEA/MAP	Math	V6	
04/23/2012	Hide Scores COGAT-COGNITIVE ABILITIES SCREENING			

Scores for COGNITIVE ABILITIES SCREENING Section: RESULTS - RESULTS

	AGE NAT'L PERCENTIL	STANDARD AGE SCORE
Results	97	131