Adventure Boot Camp: HERE IS YOUR WORKOU

15 Minute Gut Buster

Joe Martin

- Swipe to the next exercise
- Tap to show video & other options
- Double-Tap to track

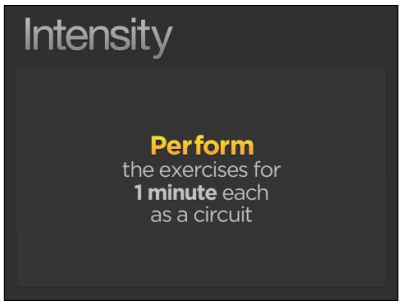

Perform each exercise in a circuit for 1 minute each.
Perform 1 full circuit.

- Stand upright with your feet together and your arms by your sides.

1 - Run on the spot raising your knees as high as possible each step.
2 - Rapidly switch feet and use your arms as if running.

Sets	Reps	Weight	Notes
1			
2			
3			
4			
5			
6			



- Stand upright with your arms by your sides.

1 - Bend at the hips and knees into a semi-squat position, leaning your torso slightly forward.
2 - Push off your feet, jumping straight up and raising your arms up overhead.
- Land in semi-squat with your arms back by your sides and repeat the jump.

Sets	Reps	Weight	Notes
1			
2			
3			
4			
5			
6			

1 - Support your body on your toes and hands with your elbows bent and your chest nearly touching the floor.
2 - Push up to a straight arm position, then raise one hand to the ceiling while rotating your body to the same side and look up at your hand.
- Lower your body back to the start position and repeat.

Sets	Reps	Weight	Notes
1			
2			
3			
4			
5			
6			

1- Lie on your back with your legs straight and your hands at your sides.
2 - Bring your knees into your chest with your legs bent, slightly rounding your lower back at the top position.
- Keep your upper body stable throughout.
- Slowly lower your legs back to a straight position to tap your heels on the floor and

Sets	Reps	Weight	Notes
1			
2			
3			
4			
5			
6			



- Stand upright with your arms by your sides.

1 - Drive up off one foot, swinging the opposite leg and same side arm up as you jump forward on the other foot.
2 - Land on the ball of other foot and explode off again, swinging your opposite leg and same side arm forward.

Sets	Reps	Weight	Notes
1			
2			
3			
4			
5			
6			

1 - Stand upright with your arms by your sides.
2 - Take a step backward, dropping your back knee to the floor and leaning your torso slightly forward with your weight on your front leg.
3 - Push off your front foot to return to the start position.

Sets	Reps	Weight	Notes
1			
2			
3			
4			
5			
6			



1 - Support your body on your toes and hands with your elbows bent and your chest nearly touching the floor.
2 - Push up to a straight arm position.
3 - Move your hands about 12 inches to one side.
4 - Lower your chest back to the floor.
- Repeat, moving to the other side.

Sets	Reps	Weight	Notes
1			
2			
3			
4			
5			
6			

This PDF/printout was generated using **Adventure Boot Camp**. Get access at www.fitnessbuilder.com.

© 2013 PumpOne, LLC Notice: This PDF was created and prepared by Joe Martin and sent by them to you. While the copyright to some or all of the works of authorship in this PDF are owned by PumpOne, PumpOne takes no responsibility for its contents. This PDF is protected by copyright law and you are not permitted to make copies, reproduce or electronically post this PDF.

Adventure Boot Camp: HERE IS YOUR WORKOU

15 Minute Gut Buster

Joe Martin

Split Squat Jumps

• Stand upright with your feet split front to back with your arms at your sides.
1 - Bend at the hips and knees, leaning your torso slightly forward with your weight on the front leg.
2 - Push off the front foot and jump up off the floor, switching your feet in the air.
3 - Land in a split squat with the other foot in front and

Sets	Reps	Weight	Notes
1			
2			
3			
4			
5			
6			

Bench Dip

1 - Place your palms on a bench behind you and your heels on a bench in front with your legs and arms straight.
2 - Lower your body toward the floor, bending at the elbows.
3 - Push up through your palms to return to the straight arm position.

Sets	Reps	Weight	Notes
1			
2			
3			
4			
5			
6			

Russian Twist

1 - Start in a sit up position with your feet up off the floor, knees bent and your arms extended out in front at chest height.
2 - Twist your torso to one side.
• Twist your torso back to the other side, keeping your feet up and arms straight throughout.

Sets	Reps	Weight	Notes
1			
2			
3			
4			
5			
6			

Lateral Mountain Climber



1 - Support your body on your toes and hands with your knees bent and drawn up into your chest.
2 - Step one foot out to the side with your leg straight, keeping your hands on the floor.
3 - Step back to the center and switch sides.
• Alternate sides rapidly.

Sets	Reps	Weight	Notes
1			
2			
3			
4			
5			
6			

Step Up

1 - Stand upright with one foot on a bench and your arms at your sides.
2 - Step up onto the bench by pushing down on your front foot.
• Step down onto the back foot and then repeat.

Sets	Reps	Weight	Notes
1			
2			
3			
4			
5			
6			

Reverse Extension

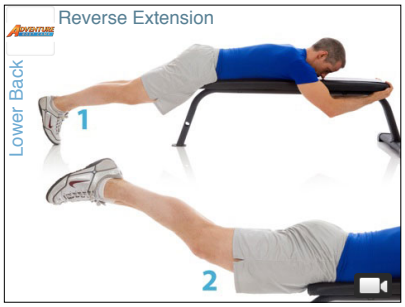

1 - Lie face down on a bench, hanging your lower body off the bench with your toes touching the ground.
2 - Raise your lower body up until your whole body is straight.
• Lower your legs to tap the floor and repeat.
• Hold on to the top of the bench to assist you.

Sets	Reps	Weight	Notes
1			
2			
3			
4			
5			
6			

Alternating V-Up

1 - Lie on your back with your legs straight and your arms stretched out overhead.
2 - Raise one leg straight up while also lifting your upper body off the floor and reach your opposite hand towards your foot, keeping both your arm and leg straight.
• Lower both and repeat using the opposite arm and leg.

Sets	Reps	Weight	Notes
1			
2			
3			
4			
5			
6			

Speed Skater



1 - Stand with one leg stretched out behind and across the other leg with your arms reaching to this side.
2 - Push off your front leg jumping to the other side and land, switching your legs and immediately jumping back.
• Use your arms in a swinging motion as if you were skating.

Sets	Reps	Weight	Notes
1			
2			
3			
4			
5			
6			

This PDF/printout was generated using **Adventure Boot Camp**. Get access at www.fitnessbuilder.com.

© 2013 PumpOne, LLC Notice: This PDF was created and prepared by Joe Martin and sent by them to you. While the copyright to some or all of the works of authorship in this PDF are owned by PumpOne, PumpOne takes no responsibility for its contents. This PDF is protected by copyright law and you are not permitted to make copies, reproduce or electronically post this PDF.