How to log in and register for the MySafetyPoint Web site

Click this link to take you to the Web site: http://www.mysafetypoint.com/

Click the **Register** link.

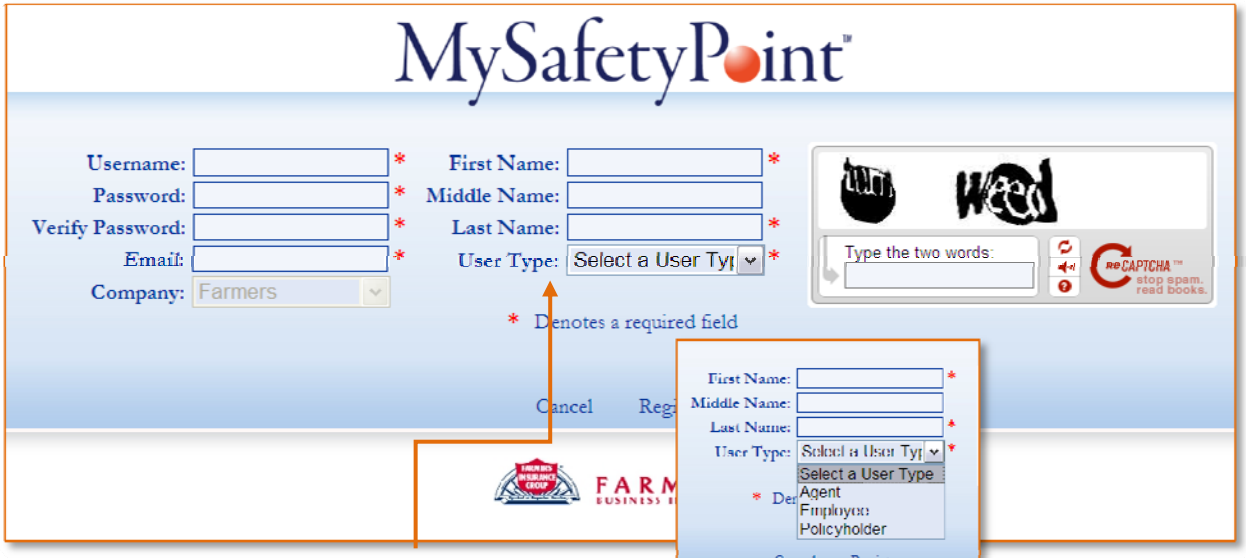

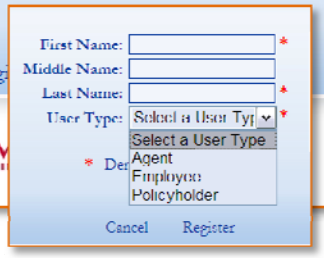

Select **User Type**: agent, employee or policyholder.

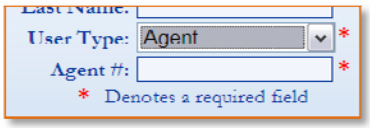

Agents: register with your agent number, **but do not include any dashes (######)**.

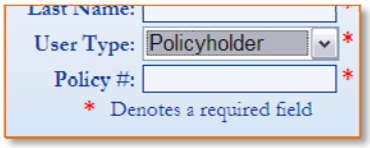

Policyholders: register with your policy number.

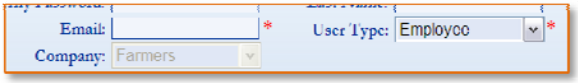

Employees: register with your Farmers e-mail address.

Notes: the e-mail address is required for all users. But the Web site requires the employee e-mail addresses for access. Also, if the policy number or agent number begins with a zero and you have problems registering or logging in, you may have to drop the leading zero in order for the system to recognize the number. In addition, please make sure to add MySafetyPoint.com to your spam filter in order to ensure the verification email will not be rejected by your email application.

Complete the required fields, including the **security text** on the right (see instructions below).

Type in the two words separated by a space. If the words are too difficult to read, click the **"Get a New Challenge" button** to get a new choice. You can keep doing so until you get one that is legible.

There is also an **audible "challenge"** for those with visual impairments.

Next, click "**Register**" and you will see the following disclaimer screen. Choose "**Accept**."

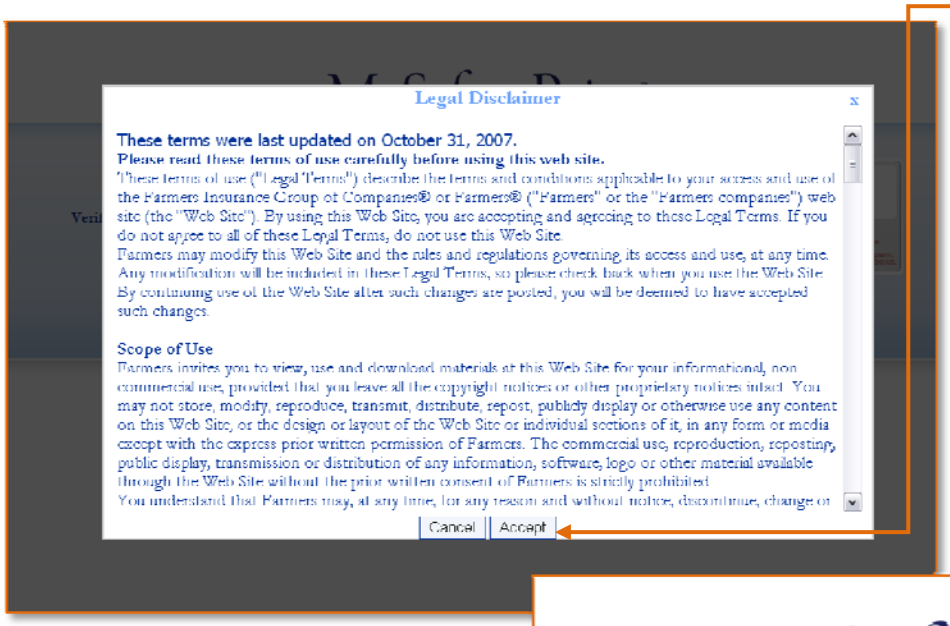

Now you'll see the Success screen (right).

You are ready to log in to the sight.

FARMERS INSURANCE GROUP
Symbol of Superior Service

FARMERS®
BUSINESS INSURANCE