

Constant Contact Survey Results

Survey Name: Brunel League

Response Status: Partial & Completed

Filter: None

1/27/2013 4:01 PM GMT

TextBlock:


Each year the club puts one team into the Brunel League. There are 12 teams in the league and 22 matches in the season, 11 away and 11 at home. Each match requires a minimum of 6 players and lasts for 2.5 to 3 hours. Your committee is trying to identify the best venue to play the home matches and if you were selected to play we would like to know whether you have a preference on the location, day and time.

10 of the clubs playing in the Brunel League are within 15 miles of Bath with the remaining 2 clubs being located in Nailsea (about 22 miles)

Prior to making any decision it would help us if you complete the following survey.









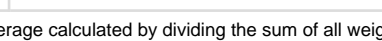
Thank You

Are you interested in playing for the club in the Brunel league?

Answer	0%	100%	Number of Response(s)	Response Ratio
Yes			16	84.2 %
No			3	15.7 %
No Response(s)			0	0.0 %
Totals			19	100%

When considering facilities please rate what would be important to you if you were selected to play for the club in the Brunel league.

1 = 1 - Not important, 2 = 2 Important, 3 = 3 Very Important

Answer	1	2	3	Number of Response(s)	Rating Score*
Ease of parking				18	2.1
Access to public transportation				19	1.7
Match Fees				19	1.3
Location				19	2.1
Time of day / evening				19	2.2
Duration				19	2.0
Access to Public Toilets				19	2.3
Quality of food offered				19	1.6
Length of Breaks between games				19	1.7

*The Rating Score is the weighted average calculated by dividing the sum of all weighted ratings by the number of total responses.

Please rank the following venues in terms of how well they fit with your schedule, with 1 being the most convenient, 2 the second most convenient, and so on.

1 = Most

Answer	1	2	3	Number of Response(s)	Ranking Score*
Queen Square				19	1.9
Alexandra Park				19	1.6
Alice park				19	2.5

*The Ranking Score is the weighted average calculated by dividing the sum of all weighted rankings by the number of total responses.

If you had a choice when would be your preferred start times? Evening sessions will require lighting. If you have any other suggestions please add these.

have any other suggestions please add these.

Answer	0%	100%	Number of Response(s)	Response Ratio
Morning (Start 10.00)	<div><div></div></div>		15	78.9 %
Midday (Start 12.30)	<div><div></div></div>		4	21.0 %
Early Evening (Start 5.00)	<div><div></div></div>		10	52.6 %
Evening (Start 7.30)	<div><div></div></div>		4	21.0 %
Other	<div><div></div></div>		3	15.7 %
Totals			19	100%

Please select the days that you would be able to play for the club in the Brunel league

			Number of Response(s)	Response Ratio
Answer	0%	100%		
Sunday	<div></div>		14	77.7 %
Monday Evening	<div></div>		8	44.4 %
Tuesday Evening	<div></div>		12	66.6 %
Wednesday Evening	<div></div>		13	72.2 %
Thursday Evening	<div></div>		5	27.7 %
Friday Evening	<div></div>		8	44.4 %
Saturday	<div></div>		9	50.0 %
Totals			18	100%