

rousseau

Think Innovation, Durability, Quality

Making Personalized Solutions Simple

- 100,000's of options
- Same quality
- Same lead time

Modular Drawer System



Durability

Quality



Flexibility



Choice



+ + =



www.rousseau-metal.com

Modular Drawer System

“ Get an unbeatable product with exceptional strength. ”

The sturdy and distinctive looking Rousseau modular drawer is offered in different dimensions and perfectly suits heavy-duty cabinets, multi-drawer cabinets and shelving with drawers. They can also be interchanged according to your needs.

The Rousseau drawer has significant advantages: The drawers are available in 10 heights with a 400 lb. capacity per drawer and 100% access to drawer contents. In addition, there is a Lifetime Warranty on the rolling mechanism.



400 lb capacity - 100% extension

Heavy-Duty Cabinet



Its sturdy and distinctive appearance suits any environment.

True North American dimensions allow for perfect modularity.

Housings with predetermined fixing zones for installation of accessories such as work surfaces, shelves, etc.

Available stationary or mobile.

Multi-Drawer Cabinet



Has a distinctive appearance and infinite configurations possible.

Choice of 14 dimensions (width x depth) with 6 cabinet heights and 10 drawer heights.

Whether you order one unit or one hundred, our specialists will help you build the configuration you need.

Available stationary or mobile.

Cabinet Accessories

Here are some of the possibilities.

Stacking Cabinet



Perfect for storing bulky items.

Shelves have an edge along the sides and back to prevent items from falling into the bottom of the cabinet.

Door



Opens 180° for full access to items stored inside.

Standard lock included.

Offered in solid metal or glass, single or double.

Waste and Recycling Drawer



Allows sorting objects for recycling.

Has one divider to stabilize the containers and also allows storing different items behind.

Choice of Top



Choice of: laminated wood, laminated plastic, steel with rubber mat, stainless steel, galvanized steel and painted steel.

Polyurethane Casters



Choice of 3 types of casters: rigid, swivel and swivel with total-lock brake system.

Polyurethane superior industrial quality casters.

4" or 6".

Foldaway Shelf



Add on to obtain a wider work surface on top of a cabinet when needed.

Non-slip rubber mat surface.



Rousseau modular drawer system allows you to easily gain important space.

Shelving with Drawers



The drawers install in Rousseau Spider® Shelving, but they can also be installed in over 35 brands of shelving on the market. This enables you to keep existing materials.

Easy and quick hook-on assembly for most brands of shelving.

Instead of building an addition onto your building, choose high-density storage; optimize your investments and get more room.

Drawer Accessories

Here are some of the possibilities.


Partitions & Dividers




Plastic Bins



Foam for Protection




Storage Trays



Security Accessories

Here are some of the possibilities.

Lock for Drawer



Integrated Lock-In Mechanism



Lock-out Mechanism



Foam for Tools



Label Holder



And more...

Cabinet Lock



Vertical Security Bar (cabinet or shelving)



True One-drawer-at-a-time System (cabinet)



rousseau

www.rousseau-metal.com

rousseau

Since 1950 Rousseau has been designing, engineering and manufacturing modular storage systems for a variety of markets. Our 160,000 square foot facility, a sign of our growth and vitality, is equipped with cutting edge technology.


We offer a complete and integrated solution for all of your storage needs : drawers for shelving and cabinets, industrial shelving, Mini-racking, workstations and more.

Visit us at www.rousseau-metal.com for all the details.




Same drawer for shelving and cabinets !


Rousseau product line




Modular Drawer System



Spider® Shelving System



Workstation System



®

Rousseau Métal inc.

105, avenue de Gaspé Ouest
Saint-Jean-Port-Joli (Québec)
G0R 3G0 CANADA

Toll free : 1.800.463.4271

Telephone : 418.598.3381

Fax : 418.598.6776

E-mail : info@rousseau-metal.com

rousseau

www.rousseau-metal.com



7PR00A00
R00-DE09A

Rousseau is continuously improving its products and reserves the right to make any modifications judged necessary.

COLORS

Standard Colors

The colors may differ slightly from those illustrated.



Avalanche Blue
055



Everest Blue
051



Classic Blue
052



Midnight Blue
057



Boreal Green
102



Black
091



Beige
041



Frost White
061



Light Gray
071



Charcoal Gray
072



Sienna Orange
085



Flame Red
081



White
616

Note: For custom colors, contact our customer service representatives.

Handle End Caps and Door Handle



Ocean Blue
011



Black
031



Orange
021

Proposal product numbers shown in the flyer:

Cover: R5SEE-873604, R5AHE-4410, R5GHE-3824

Inside – left: R5AEE-5826, R5BEE-3010, R5EKE-5808, R5GHE-3822

Inside – right: R5SEE-874804

Back cover: R5SEE-874804, R5AEE-5826

For more information, please contact your local distributor :



"Since 1938"
Celebrating 75 Years of Excellence!

www.wwcannon.com