

w.w.Cannon, Inc.

2653 Brenner Dr., Dallas, TX 75220

Phone: 800-442-3061 Fax: 214-357-4576

www.wwcannon.com

Service You Can Stand On

CRASH GUARD™

Improve plant safety and efficiency with Crash Guard™ by reducing the costs associated with employee injury, machinery down time, insurance claims, and building repairs due to accidental collisions.

SAFETY RAIL

- Formed 10 gauge steel rails made in lengths up to 12'
- Rails can withstand impacts of 10,000 pounds traveling at 4 miles per hour
- Structural steel posts have open sides for easy assembly
- Base plates are 10" square x 5/8" thick steel
- Fasteners are included
- Rounded top rails will prevent injuries and provide added personnel protection
- Safety yellow enamel over gray primer coat

Crash Guard installs in minutes with ordinary hand tools and concrete drill. Safety rail systems protect personnel, machinery, building structures, in-plant offices, aisle ways, electrical panels, tool cribs, conveyors, finished products, receiving docks, cooling equipment, and parking areas.


SMALL SAFETY RAIL???

- Catre parei convena traetiam iam iam tam mur.
- Esimum, nocris ses bonvem, cri patimus.

Catre parei convena traetiam iam iam tam mur. Esimum, nocris ses bonvem, cri patimus, num omacie anulut frit, nos, omicaed nostiam priu esto pribemum ocrem porum vensult oresteatu int, nocae ssente ine aus, que ad pro, que apectoredit et vist? Loc, ci se consunt.



INSTALL IN MINUTES



INSTALL IN MINUTES

CRASH GUARD™

DOOR TRACK PROTECTORS

- Chamfered edge reduces risk of hand injury when lowering door
- Wrap-around track design allows free door operation
- Projects 7" from wall
- Anchors to both wall and floor
- Safety yellow enamel over gray primer coat
- Columns are 3/16" thick steel
- Base plate is 5/8" thick steel with three 11/16" holes (fasteners not included)

Protects overhead door tracks from damage, reducing overall maintenance costs.

POST PROTECTOR

- Various thickness protections available in 1/4", 3/8", and 1/2"
- Height protection available in 12", 18" and 24"
- Standard models fit around rack posts up to 4" wide

???

Ove, nonvehem aciam

Fulescerus, utertes la ca, nunces strum intiocc hiliient, urs ommonvo, C. O te cum iam, ublibus eorectus perficu libum veropostrio movenat obse consum in ves fatanunum priatum restermici prorive ntiliquam essis re idemquam nos simendam patquis, nis egil telliam sendamp orterce tabusa vit.



W.W.Cannon, Inc.

2653 Brenner Dr., Dallas, TX 75220

Phone: 800-442-3061 Fax: 214-357-4576

www.wwcannon.com

For over 25 years, Bluff Manufacturing has been recognized as the innovative leader when it comes to the fabrication and design of high quality dock and warehouse equipment. All products are built to the most rigid industry standards, providing customers with the greatest possible value.

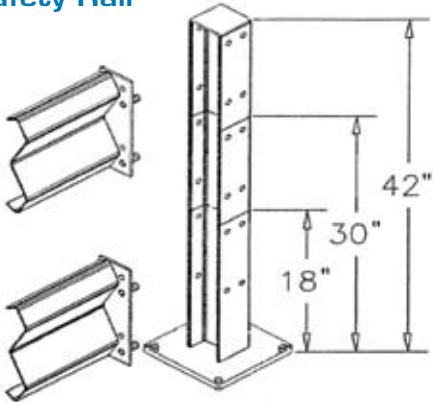
- Nationwide dealer network
- Responsive customer service
- Stocking locations to provide quick delivery
- Regional support by knowledgeable sales staff
- Engineering support
- Short lead times on non-stocked products
- Custom designs for unique situations



MEMBER COMPANY

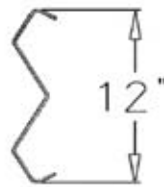
All products painted OSHA Safety Yellow

Safety Rail

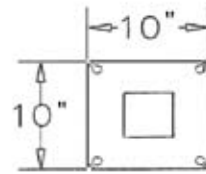


Single, Double, or Triple Tier

Rail Cross-Section

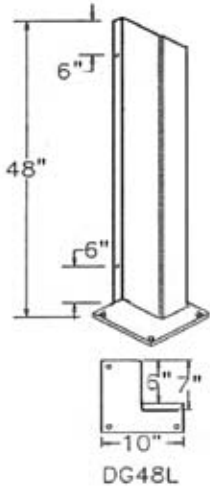


Base plate



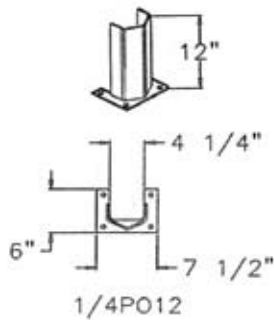
Rails: 10 ga. formed steel
 Base plates: 5/8" steel plate
 Columns: Structural steel beam
 5/8" Wedge Anchors provided
 1/2" Assembly Hardware provided

Door Track Protector



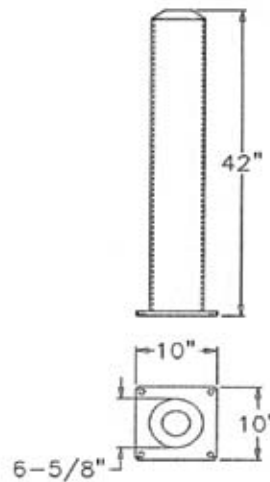
Column: 3/16" steel
 9/16" mount holes
 Base: 1/2" steel
 5/8" mount holes
 Fasteners not provided

Post Protector



Standard Heights: 12"
 18"
 24"
 Column: 1/4", 3/8", or 1/2" steel
 Base: 1/4", 3/8", or 1/2" steel
 9/16" mount holes
 Fasteners not provided

Bollard



Column: 6" sch40 pipe
 Base: 5/8" steel
 3/4" mount holes
 Welded steel cap
 5/8" anchors provided

w.w.Cannon, Inc.

2653 Brenner Dr., Dallas, TX 75220

Phone: 800-442-3061 Fax: 214-357-4576

www.wwcannon.com

YOUR BLUFF DEALER