

**STEEL KING**

**SK2000**<sup>®</sup>  
CLOSED TUBULAR RACK

# Closed Tubular Rack



*A Tough  
Rack  
to Follow*


**w.w.Cannon, Inc.**  
Design. Layout. Build. Install.  
Since 1938  
Celebrating 75 Years of Excellence!

1-800-442-3061  
[www.wwcannon.com](http://www.wwcannon.com)

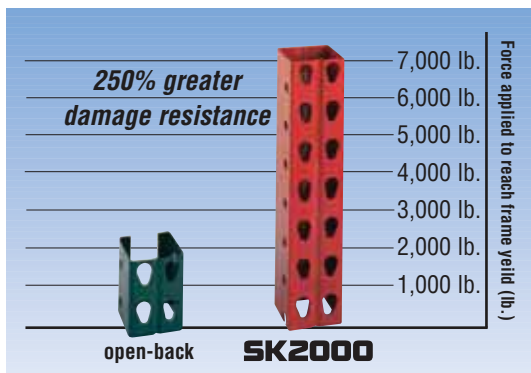


# How the **SK2000** stands up against the competition

All racks are not the same. Construction, materials, and engineering differences can really add up, even when they're not easily seen. Steel King developed the **SK2000** pallet rack to be superior in every way.




When Steel King introduced the **SK2000 all-tubular** design, it instantly became an industry standard. All materials being equal, tubular racks will always be stronger than open-backed racks. Combined with Steel King's other innovative engineering and safety features, the closed-tube **SK2000** is the clear choice. **Closed tube construction** may be the most obvious advantage in an **SK2000**, but it's not the only one.



Test reports are available proving the superiority of Steel King's **SK2000** rack system.

## Upright Frames




Column Type

Upright Bracing

Footpad

## Load Beams & Connections



Beam Type

Connection Type

Safety Lock

## Finish




Paint Finish

Color Selections

SK2000 Features	SK2000 ADVANTAGE	Competitor Features/Disadvantage
<ul style="list-style-type: none"> <li>1 Closed-tubular upright</li> <li>1 Decimal thickness specified</li> </ul>	<ul style="list-style-type: none"> <li>44 times more torsion resistant</li> <li>250% greater frontal impact resistance</li> <li>68% greater side impact resistance</li> </ul>	<ul style="list-style-type: none"> <li>Open back upright <ul style="list-style-type: none"> <li>• Open back has less surface area, leading to lower capacity (all things being equal)</li> <li>• Less impact and torsion resistance</li> <li>• More vulnerable to fork truck damage</li> </ul> </li> <li>Specified by gauge only <ul style="list-style-type: none"> <li>• Steel gauges vary up to 18% in thickness</li> </ul> </li> </ul>
<ul style="list-style-type: none"> <li>2 1" x 2" horizontal tubular bracing</li> <li>2 Standard Heavy Horizontal bracing</li> <li>3 Two full 2" welds</li> </ul>	<ul style="list-style-type: none"> <li>Increased frame strength</li> <li>Increased impact resistance</li> <li>Lower maintenance costs</li> <li>Improved side impact resistance</li> </ul>	<ul style="list-style-type: none"> <li>C-shape open brace <ul style="list-style-type: none"> <li>• Bracing "spot-welded" or 1" welds on sides of horizontal brace</li> <li>• 50% less weld on potential failure point</li> <li>• Less rigidity due to smaller weld area</li> </ul> </li> </ul>
<ul style="list-style-type: none"> <li>4 Multiple offset anchor holes</li> <li>4 Heavy duty with nesting ridge</li> <li>4 Flush to column base</li> </ul>	<ul style="list-style-type: none"> <li>Flexibility in anchor placement</li> <li>Easy shim nesting</li> <li>Evenly disperses load weight</li> </ul>	<ul style="list-style-type: none"> <li>Single anchor holes <ul style="list-style-type: none"> <li>• Tougher access for anchoring</li> </ul> </li> </ul>

SK2000 Features	SK2000 ADVANTAGE	Competitor Features/Disadvantage
<ul style="list-style-type: none"> <li>1 Seamlessly welded tubular beam</li> <li>2 Full vertical fillet welds</li> <li>1 High strength steel</li> </ul>	<ul style="list-style-type: none"> <li>Smooth beam edges</li> <li>Sanitary – No ledges to catch pallet, dirt, or debris</li> <li>55,000 PSI steel yield</li> </ul>	<ul style="list-style-type: none"> <li>Stitch or spot welded <ul style="list-style-type: none"> <li>• Sharp edges/ledge can catch pallet; trap dirt or debris</li> <li>• Aesthetically unappealing</li> </ul> </li> </ul>
<ul style="list-style-type: none"> <li>3 Tear drop and rivet</li> <li>3 Standard 3-rivet connection, with optional 4-rivet connection available</li> <li>4 Heavy-duty connection plate</li> </ul>	<ul style="list-style-type: none"> <li>Interchangeable</li> <li>Greater moment resistance</li> <li>Rack safety determined by the beam to column connection integrity</li> <li>Easy installation (only 1 person required)</li> </ul>	<ul style="list-style-type: none"> <li>Stud and keyhole</li> <li>Corner or center slot <ul style="list-style-type: none"> <li>• 2-rivet connection</li> <li>• Not fully interchangeable</li> <li>• Corner of column is structurally most important feature - steel is removed from the corner</li> <li>• Difficult to install (2 or more people required)</li> </ul> </li> </ul>
<ul style="list-style-type: none"> <li>5 Exclusive, auto-engaging safety clip</li> </ul>	<ul style="list-style-type: none"> <li>Automatically engaged</li> <li>Easily replaceable</li> <li>Resists beam disengagement</li> <li>Provides audible "snap" when secure</li> </ul>	<ul style="list-style-type: none"> <li>Corner or center slot <ul style="list-style-type: none"> <li>• Beam can be engaged without safety feature installed</li> <li>• Non-replaceable</li> <li>• Pointed protrusions pose a potential safety threat</li> </ul> </li> </ul>

SK2000 Features	SK2000 ADVANTAGE	Competitor Features/Disadvantage
<ul style="list-style-type: none"> <li>Powder coat</li> </ul> 	<ul style="list-style-type: none"> <li>Visually appealing finish</li> <li>1500% more durable versus impact</li> <li>150% more resistant to chemicals</li> <li>Environmentally friendly</li> <li>94% more resistant to chips and scratches</li> </ul>	<ul style="list-style-type: none"> <li>Liquid coat <ul style="list-style-type: none"> <li>• Chips and scratches easily</li> <li>• Not environmentally friendly</li> <li>• Adherence is substandard</li> </ul> </li> </ul>
<ul style="list-style-type: none"> <li>12 standard colors</li> </ul>	<ul style="list-style-type: none"> <li>Easy color coding of inventory</li> <li>Color is your choice, not ours</li> <li>Color code load locations, departments, or carrying capacities</li> </ul>	<ul style="list-style-type: none"> <li>2 or fewer colors <ul style="list-style-type: none"> <li>• Fewer choices</li> <li>• Inventory matching made difficult</li> </ul> </li> </ul>



# Steel King delivers a quality product

## The right rack system

Steel King's in-house engineering and customer service staff have over 30 years of experience designing, manufacturing, and installing thousands of rack systems. No matter what type of rack or configuration you need, Steel King makes it easy.



Selective Rack



Drive-In Rack



Pushback Rack



Flow Storage

## The STEEL KING Difference

Strength	Quality	Integrity
<ul style="list-style-type: none"> <li>Strong D&amp;B rating</li> <li>State of the art automated facilities</li> </ul>	<ul style="list-style-type: none"> <li>AWS certified welders</li> <li>City of Los Angeles licensed fabricator</li> <li>RMI 1997 certified</li> </ul>	<ul style="list-style-type: none"> <li>Since 1970, Steel King has prided itself on providing customers the highest quality and safest product available. Experience the service and single-source responsibility our customers have come to expect from Steel King.</li> </ul>

## Lower lifetime costs

**SK2000** saves you money with lower installation and maintenance costs. With fewer replacement costs, a longer service life, and fewer damage claims, investing in Steel King's **SK2000** today will really pay off in the long run.



## Safety pays

Protect your personnel, equipment, and inventory with **SK2000's** superior safety features. At Steel King, we believe rack failures are avoidable despite the inevitability of collisions and accidents. The cost of a single serious rack failure can dwarf the initial cost savings of a cheap rack. A safer, stronger, longer-lived rack isn't just the safe choice; **it's the smart choice.**

## RMI certification

**SK2000** and other rack products by Steel King are certified by the Rack Manufacturer's Institute (RMI), confirming that Steel King abides by the most stringent safety procedures – providing you with the highest quality and safest rack on the market. Specifically, RMI certification means **SK2000** and all Steel King pallet racks, including Pushback and Flow storage:



- Meet or exceed industry safety standards
- Met an independent review and certification of manufacturer load tables
- Are compliant to a Global standard
- Comply to the default standard for 2000 IBC

A rack system is only as strong as its weakest link; Steel King's **SK2000** Pallet Rack doesn't short on any components and is your safest and most cost-efficient choice.



Steel King Industries, Inc.

**w.w.Cannon, Inc.**

Design. Layout. Build. Install.

1-800-442-3061

"Since 1938"

Celebrating 75 Years of Excellence!

[www.wwcannon.com](http://www.wwcannon.com)



# How Steel King Stacks Up

Compare before you buy and experience the **SK2000** difference!

Feature	<b>SK2000</b>	Competitor #1	Competitor #2	Competitor #3
■ Footpad with multiple offset anchor holes	✓			
■ Flush footpad	✓			
■ Footpad ridge	✓			
■ Heavy Horizontal (1" x 2" closed tube)	✓			
■ Two 2" brace to column welds 4" total weld per horizontal brace	✓			
■ Closed-tubular upright with formed column ridge	✓			
■ 55,000 PSI <i>minimum</i> yield steel	✓			
■ Holes on column face (not corner)	✓			
■ Powder coat finish	✓			
■ 12 standard colors	✓			
■ Boltless 3-rivet teardrop connection	✓			
■ Interchangeable connection	✓			
■ Seamlessly welded step beams	✓			
■ Auto-engaging safety locks	✓			
■ Replaceable safety locks	✓			
■ Protective packaging helps reduce freight damage	✓			
■ Easy installation (only 1 person required)	✓			
■ RMI 1997 certified 	✓			
■ AWS certified welders	✓			
■ Strong D&B rating	✓			
■ City of Los Angeles licensed fabricator	✓			
■ Engineers on staff	✓			